

Coventry & Warwickshire

Employment rate¹

76.3%



West Midlands: 73.6%
UK: **74.7%**

Unemployment rate¹

3.9%



West Midlands: 5%
UK: **4.4%**


Self-employment¹



7.5%

44,400 people are
self-employed

Salary²



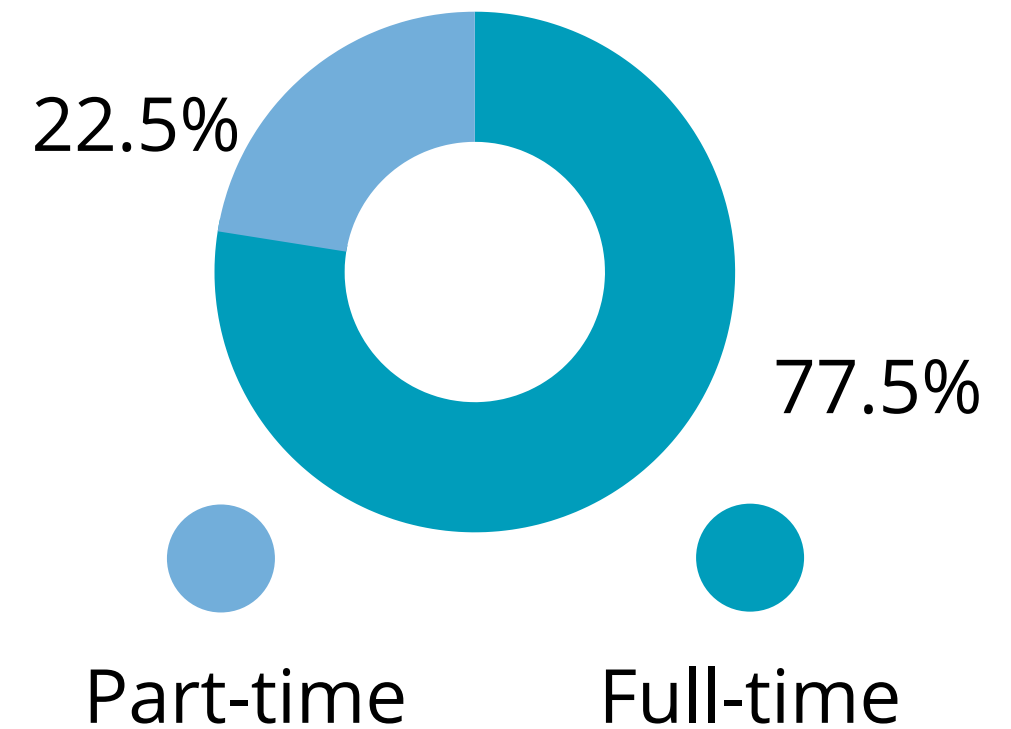
The average gross
income is **£32,189** a year

Working hours²



On average people work
37.5 hours a week

Working patterns¹



Top vacancies in 2021³

- Administrative occupations
- Programmers/software developers
- Nurses
- Care workers/home carers
- Sales related occupations
- Elementary storage occupations

Predicted job growth³

+18,050
employee jobs
by 2030

Sectors expected to grow³

- Professional and technical services
- Admin and support services
- Health and social care
- Other services
- Public administration
- ICT services

Where are the most jobs now?⁴



Retail and
wholesale



Health and
social care




Manufacturing



Education



Administration



Professional
and technical