

Cardinal Newman Catholic School

Holy Cross Catholic Multi Academy Company

YEAR 13

MADE FOR GREATNESS



Mock Examination Preparation Booklet

Name:



CARDINAL
NEWMAN
CATHOLIC SCHOOL

"Knowledge through the light of faith"

Assessment Booklet Introduction

Dear Parents/Carers and students

At the end of the summer term, Year 13 students completed end of year assessments across their subjects so we could determine gaps in learning ahead of commencing Y13 study. Following these assessments, students in Year 13 will be taking their first round of mock examinations – the weeks beginning 23rd October and 6th November. Mock examinations are an important part of Year 13 as they help to identify student progress and understanding, identifying gaps for future learning as well as providing students with further examination experience ahead of their summer examinations.

This booklet will support students in preparing for these mock exams and will outline the following:

- Topics covered in the assessments
- Which sections should be completed in the revision materials and workbooks
- How the books should be used
- What further revision can be completed

Please use this booklet and the revision materials provided on Class Charts and in lessons to prepare for these exams. Keep them safe as this is a valuable resources. It will also be sent electronically to all students.

We recognise that sometimes the assessment season can cause some students to feel anxious or stressed. We want this to be a positive experience that supports and develops the skills and resilience in preparation for future examinations. If you need any further support, guidance or information please do not hesitate in contacting us.

We would also like to take this opportunity to thank you for your continued support and a huge well done to all those students who have started so well in Year 13 and have continued to work hard and demonstrate that they are truly made for greatness.

Good luck Year 13!


Yours faithfully



Ms L Mohan
Head of Sixth Form
Email: Lucy.Mohan@cncs.school



Ms E O'Connor
Headteacher
Email: Emma.French@cncs.school



Mock Examination Timetable

Year 13 Mock Examinations					
	Period 1	Period 2	Period 3	Period 4	Period 5
Monday 23 rd October B				Early Lunch	English Lit- Paper 1 (2 hour 15 mins) English Lang/Lit – Paper 1 (2 hour 30 mins) Product Design (1 hour 30 mins)
Tuesday 24 th October B		Biology (2 hours)		Early Lunch	
Thursday 26 th October B				Early Lunch	Maths Paper 1 (1 hour 30 mins) Law Paper 1 (1 hour 15 mins)
Friday 27 th October B		Year 13 Business (2 hours) Year 13 Religious Studies (2 hours) Year 13 Physics (2 hours)		Early Lunch	History Paper 1 (2 hour 30 mins) Psychology Paper 1 (2 hours) Further Maths Paper 1 (90 minutes)
HALF-TERM					
Monday 6 th November A				Early Lunch	English Lit- Paper 2/3 (2 hours 15 mins) English Lang/Lit – Paper 2 (2 hour 30 mins) Chemistry- (2 hours)
Wednesday 8 th November A		BTEC Applied Science (2 hour 15 mins) History Paper 2 (2 hour 30 mins) Psychology Paper 2 (2 hours) Further Maths Paper 2 (90 minutes)		Early Lunch	
Thursday 9 th November A				Early Lunch	Maths Paper 2 (1 hour 30 mins) Law Paper 2 (1 hour 30 mins) Media (2 hour 15 mins) Sociology (2 hours)

Key Reminders:

- If you have a morning examination, you must be on school site for **8.15am**. You must then **sign-in at the Sixth Form Lecture Theatre**.
- **Attendance is compulsory** to all examinations.
- Check your **seating plans** (you should know your seat number/venue **before** arriving to the examination).
- You must **bring your equipment**: clear pencil case, water (label off), pens, pencils and subject specific equipment when necessary e.g. calculator, ruler etc.

Assessment Booklet

BTEC Applied Science

What am I being assessed on?

Exam Title	Details of exam	Length of Exam
Unit 3	Science Investigation skills	Part A: 45 minutes Part B: 1 hour 30 minutes

What revision material should I revise from?

Support available:

- ✓ **Notes** – Made of each sections as the course has been taught.
- ✓ **Revision guides and textbooks** – Test yourself questions for each topic
- ✓ **Seneca** – Complete topics online for more interactive revision
- ✓ **Exam practice booklets** – focused questions on each unit
- ✓ **PIXL materials** – notes and questions on each unit
- ✓ **Past Paper questions** - Practice timed exam questions using the example questions for B, C and D style questions.

How can I revise?

You should practice each of the parts of an investigation for the investigations you have covered so far e.g. write a method for the sampling practical

Assessment Booklet

BTEC Applied Science

Additional Revision Tasks & Resources

Make notes on each of the practical using your revision booklet and youtube videos of the practical.

- **Hypothesis** (what do you think will happen during this experiment and why)
- **Variables** (independent, dependent, control)
- **Equipment** (include all of the equipment and what you will use it for)
- **Risk assessment**
- **Method**
- **A diagram if needed**
- **Data analysis** (how would you record results?
Anomalous results, repeats, how would you draw the graph?)

Unit 3

Investigation skills:

https://www.youtube.com/playlist?list=PLEgTEswuSSm10ImvnJqKYOKLk-WThp_dH

Biology, Chemistry and Physics practical:

https://www.youtube.com/channel/UC11v-AL_4VFrVczVBzURmlg/playlists?view=50&sort=dd&shelf_id=2

Assessment Booklet

A Level Biology

What am I being assessed on?

Year 12 content and the year 13 content covered so far. They will be A Level past questions. These will test AO1 knowledge recall, AO2 and AO3 which expect you to analyse and evaluate data. You will also have an essay worth 25 marks to write

Year 12

Unit 1 Cells

Unit 2 Biological molecules

Unit 3 Exchange

Unit 4 Variation

Year 13

Unit 5 Energy transfers (only topics completed up to the exam)

Unit 6 Homeostasis (only topics completed up to the exam)

The questions will assess data handling and practical skills so make sure your review the required practicals completed in year 12 and year 13.

What revision material should I revise from and how can I revise?

CGP textbook


Use the book to make notes and answer the practice questions

SENECA

Use the revision resources to test your knowledge

Revision folders

In your folders use the practice questions to test your knowledge and application



Assessment Booklet

A Level Biology

Additional Revision Tasks & Resources

Support available:

- ✓ **Notes** – Made of each sections as the course has been taught.
- ✓ **Revision guides and textbooks** – Test yourself questions for each topic
- ✓ **Seneca** – Complete topics online for more interactive revision
- ✓ **P6** – focusing on year 12 content
- ✓ **Exam practice booklets** – focused questions on each unit
- ✓ **PIXL materials** – notes and questions on each unit
- ✓ **Past Paper questions** - Practice timed exam questions using the example questions for B, C and D style questions.

Useful websites

Miss Estruch



<https://www.youtube.com/@MissEstruchBiology>

Physics and maths tutor

<https://www.physicsandmathstutor.com/biology-revision/a-level-aqa/>

Free science lessons

<https://www.freesciencelessons.co.uk/a-level-revision-videos/a-level-biology/>



Assessment Booklet

A Level Business

What am I being assessed on?

Assessment will focus on information Paper 1 and Paper 2.

Both sections are focusing on knowledge gained from Year 12 and so far on Year 13.

The questions will be based on shorter style questions (4 marks) up to longer style questions (up to 20 marks)

What revision material should I revise from?

The following areas can be used to aid your revision:

1. Class notes from Year 12
2. Class notes from Year 13 so far
3. Past exam questions which can be found on classcharts
4. Revision materials from Year 12
5. Revision guides



How can I revise?

- Make notes from the PowerPoints on the content from the previous page.
- The notes need to be short & concise. They could be on revision cards/Revision clocks etc... whichever best suits you.
- Watch and make notes on the revision videos provided by Tutor2u. Again, they need to be short & concise. You will not remember paragraphs of information
- Notes should be focused on Key terms and advantages & disadvantages of each section.

Answer past exam questions under time constraints. One mark = 1 minute.

Assessment Booklet

A Level Business

Additional Revision Tasks & Resources

To support your revision further focus on the following areas:

1. Make revision notes which could take the form of revision cards or mind maps based on Theme 1 from Year 12 which includes:

- Meeting customer needs
- The market
- Marketing mix and strategy
- Managing people
- Entrepreneurs and leaders

2. Make revision notes which could take the form of revision cards or mind maps based on Theme 2 from Year 12 which includes:

- Raising finance
- Financial planning
- Managing finance
- Resource management
- External influences

3. Make revision notes which could take the form of revision cards or mind maps based on Theme 3 from Year 13 so far which includes:

- Business objectives and strategy
- Business growth

4. Make revision notes which could take the form of revision cards or mind maps based on Theme 4 from Year 13 so far which includes:

- Globalisation

For all of the above areas there are past exam questions which can be accessed via classcharts and by speaking to your class teachers either directly or via email at the following contact points:

Sarah.mchugh@cncs.school

Sarah.scanon@cncs.school

Assessment Booklet

A Level Chemistry

What am I being assessed on?

1 x Paper– 1 hour 45 minutes

Long and short answer questions and multiple-choice questions on the following topics:

Physical

- Atomic structure
- Bonding
- Amount of substance (inc. required practical 1)
- Kinetics & rates (inc. the rate equation)
- Equilibria & K_p

Organic Chemistry



- Isomerism
- Halogenoalkanes
- Alcohols
- Carboxylic acids & derivatives
- Organic analysis

Inorganic

- Periodicity
- Group 2 elements

What revision material should I revise from?

- Text book
- Class notes
- Work booklets
- Exam questions
- Websites



How can I revise?

1. **Revise** – make revision flash cards, mind maps and summary notes to revise the key concepts (e.g. reaction mechanisms).
2. **Test** – Use the flash cards and drill questions in your text book and work books to test your knowledge.
3. **Apply** – Use past questions to help you to practice applying your knowledge. Use the mark schemes to help you check and improve your answers

Assessment Booklet

A Level Chemistry

Additional Revision Tasks & Resources

Websites



<https://chemrevise.org/revision-guides/>

chemrevise

Resources for A-level and GCSE Chemistry

<https://www.chemguide.co.uk/>

chemguide

Helping you to understand
Chemistry

<https://www.a-levelchemistry.co.uk/aqa-a-level-chemistry.html>

A-Level Chemistry

HOME SPECIFICATIONS VIDEOS BOOKS EXTRA RESOURCES CONTACT REVISION CARDS

<https://kuizical.com/>



<https://app.senecalearning.com/courses?Price=Free&Age+Group=A+Level&Subject=Chemistry>

 SENECA

<https://www.docbrown.info/page13/page13.htm>

Doc Brown's Chemistry

Advanced Level Chemistry Study Revision Notes and Quizzes -
worksheets

Assessment Booklet

A Level Design Technology



What am I being assessed on?

Principles of Product Design;

- Anthropometric data and how it can be used in products.
- Ergonomic factors in design and how it can be assessed
- Modern Materials
- Reading Data from graphs and tables
- Life cycle analysis of products
- Mathematics percentages
- Metals and their forms and finishes
- Composite material
- Calculating area
- Fossil and renewable energy
- Modern manufacturing methods



What revision material should I revise from?



How can I revise?

Sketches and notes

Practicing math exercises from the textbook

Target questioning with peers

Flash cards, mind maps, summarise the information.

Time yourself and give yourself rewards for successfully focusing for the set time. PHONES AWAY!

Assessment Booklet

A Level English Language & Literature

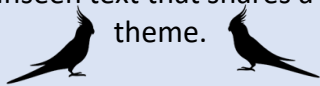
What am I being assessed on?

Component 1: Voices in Speech & Writing
2hr 30-minute examination
50 marks

Section A


Voices in Speech & Writing: An Anthology
(25 marks)

You will compare one of the anthology texts to an unseen text that shares a similar theme.



Section B

A Streetcar Named Desire
(25 marks)



You will complete an examination question that addresses key themes and/or characters across the play.

Component 2: Varieties in Language and Literature
2hr 30-minute examination
50 marks

Section A

Unseen (non-fiction) text based on the Theme: Society and the Individual
(20 marks)

Section B

Society & the Individual: Great Expectations & The Great Gatsby
(30 marks)

You will complete a comparative assignment surrounding 'Society & the Individual' across both texts.

Revision Checklist



Component 1: Section A

- Do I know the PAMTC for each anthology text?
- Do I know the voices created in each text, how they change and why they are evident?
- Do I know the specific evidence from each text that I will select to analyse/demonstrate voice.
- Do I know the genre conventions and how/why they are used?
- Do I know how to structure a response?
- Can I identify/apply appropriate subject terminology?



Component 1: Section B

- Do I know the plot and key events across each scene?
- Do I know the contextual factors that have influenced Williams?
- Do I know the key evidence/analysis for each character/theme?
- Do I know how to structure a response-making links to the extract?



Component 2: Section A

- Do I know how to structure a response?
- Can I identify the PAMTC of an unseen text?
- Can I identify/apply key subject terminology?
- Do I know the success criteria?
- Do I know how best to manage my time?

Component 2: Section B

- Do I know the plot and key events across both texts?
- Do I know the contextual factors that have influenced the writers?
- Do I know the key evidence/analysis across both texts?
- Do I know how to structure a comparative response- making links between the encounters/language use/context?

Assessment Booklet

A Level English Language & Literature

What materials should I revise from?

Available on Microsoft Teams via: **13ELL English Language and Literature**

Voices in Speech & Writing: An Anthology

- YouTube: English_Newman
- PPTs on Anthology texts
- How to Structure a Response
- Anthology Revision Grid
- Non-Fiction- Key Conventions Guide
- Anthology (annotations/PAMTC)
- Anthology Record Booklet
- Exam Preparation Booklet



ENGLISH LANGUAGE AND LITERATURE


A Streetcar Named Desire

The following materials are available via our Microsoft Teams channel:

- ASND Record Booklet
- ASND Evidence Spreadsheet
- ASND Revision Pack
- ASND How to Structure a Response
- ASND Key Context
- ASND- Plot & Context Summary Grid
- ASND- Extract Planning Grids

Additional Resources include:

- ASND York Notes
- ASND Lit Charts (Available via Teams)



Grammar	Semantics	Syntax	Non-Fiction
<ul style="list-style-type: none"> • Noun • Proper Noun • Collective Noun • Abstract Noun • Concrete Noun • Pronoun • First Person Pronoun • Second Person Pronoun • Third Person Pronoun • Preposition • Determiner • Quantifier • Verb • Modal Verb • Adverb • Mental verb process • Dynamic verb • Adjective • Superlative • Comparative 	<ul style="list-style-type: none"> • Simile • Metaphor • Personification • Semantic Field • Hyperbole • Symbolism • Connotations • Denotation • Religious Imagery • Animalistic Lang • Pathetic Fallacy • Imagery • Oxymoron • Anthesis • Juxtaposition • Irony • Allusion • Euphemism • Dysphemism • Cliché • Ambiguity • Synesthesia • Satire • Humour • Catharsis • Pathos • Hamartia 	<ul style="list-style-type: none"> • Declarative Sentence • Imperative Sentence • Exclamatory Sentence • Interrogative Sentence • Rhetorical Question • Conjunction • Short Sentence • Syntactic Parallelism • Asyndetic Listing • Syndetic Listing • Tripling/Triadic List • Staccato sentence • Parenthesis <p>Spoken Language</p> <ul style="list-style-type: none"> • Idiolect • Adjacency pairs • Dialect • Ellipsis • Elision • Register • Expressive Tact • Deictic word • Tag Question • Prosodic Features • Paralinguistic Features • Back channeling • High Frequency lexis • Low Frequency lexis • Overlapping • Hedging • False Start • Filler • Socilect • Phonetic Spelling • Accent • Digression • RP (Received Pron) • Colloquial 	<ul style="list-style-type: none"> • Facts • Opinion • Statistics • Anecdote • Analogy • Humour • Satire • Authoritative figure • Reported Speech • Dialogue • Tone • Personal • Pun • Heading • Subheading/byline • Formal/informal register • Esoteric (reference) • Archaism (archaic language) <p>Cohesion</p> <ul style="list-style-type: none"> • Anaphoric Reference • Cataphoric Reference • Internatxtual Reference • Foreshadowing • Repetition • Juxtaposition • Discourse Markers

Phonology

- Sibilance
- Assonance
- Consonance
- Onomatopoeia
- Alliteration
- Bilabial Plosive
- Fricatives



Great Expectations & The Great Gatsby

The following materials are available via our Microsoft Teams channel:

- Context PPT
- Example Assignments
- Essay planning grids
- Key quote analysis grids
- How to Structure a Response PPT

Additional Resources include:

- Lit Charts (Available via Teams)



Assessment Booklet

A Level English Literature

Additional Revision Tasks & Resources



Available via email and Class Charts

Drama Component

- ✓ Context Knowledge Organiser
- ✓ Critical Quotation and Analysis Spreadsheet (Othello)
- ✓ Essay Planning booklets
- ✓ Plot Recap documents
- ✓ A* Grade exemplars

Additional Resources include:

- ASND York Notes



Rossetti

The following materials are available via Class Charts and email:

- Context PPT
- Example essays
- Essay planning grids
- Revision Guides
- Fully annotated poetry anthologies
- How to Structure a Response PPT
- Linked, relevant YouTube videos

Dracula and Dorian Grey

The following materials are available via Class Charts and email:

- Context PPT
- Example essays
- Essay planning grids
- Revision Guides
- Key quote analysis grids
- How to Structure a Response PPT
- Linked, relevant YouTube videos



Biographical Factors	Social and Historical Factors
<ul style="list-style-type: none"> • Wilkins was inspired by his own time in the Quarter of New Orleans, a culturally diverse area • He also may be linked to the fact that he discovered writing as an escape from a world of reality in which he felt unable to participate. It immediately became his place of retreat, his cause, his refuge • His father was an abolitionist • He became estranged from his older sister, who suffered from mental illness, and the love she put over this loss • Wilkins' mother was prone to hysteria attacks • Wilkins was an agnostic/atheist who was led to feel a sin • Wilkins was known to be a good singer • He is often called 'father' 'son of a gun' who had the gun and drink • He had that technique called to be and that the underworld system • As a man in the world where money was king, he could not help but to be a man in the world where money was king • In 1848, when he was 18, he was sent to work in the printing house of a general store in New Orleans. He was a good worker, but Wilkins was disappointed that he was not to be the store owner. • In 1851 Wilkins had a nervous breakdown. • Following from depression, he resorted to heavy drinking and drugs. 	<ul style="list-style-type: none"> • The US is the old way of the Southern plantation was fading, while the American dream was still in the working class as working class more respect a role play • Domestic and social issues: Abuse was seen as a way to discipline when they were seen as prostitutes • Abuse was common in the US & UK, domestic was unacceptable, the reform men had control over women • Reports of abuse were usually ignored, it was not the US that it was common to be prosecuted • Story of a father and son was a common part of the new drama that was US America • Set in New Orleans, they involve the US to come through the play and compare them (some of us, only to know city, due to being in the state of the drug world) • New Orleans, which is nicknamed 'The City that Care Forgot' and 'The Big Easy', has a reputation of being a city of sin • It was an 18th and 19th century sort of place, with a lot of music (as in the play), many liquor, bars and gambling - including poker • It was the first time the play is set in New Orleans that was the first time of a city • The play is set in a time when the US was a young nation and was still in the process of building its identity. The South was declining, and the North was rising. The US was still a young nation, and the South was still a young nation.
Cultural Factors	Publication Factors
<ul style="list-style-type: none"> • Stanley represents the American dream that a few people can become rich and successful quickly • Stanley represents the old world where a good man was a good man • Stanley is the only one to give the impression of wealth. She gives the impression that she is, secretly knowing that she is not • Race relations weren't easy everywhere in the 1930s. This is a result of old prejudices and the way society was structured in the US • New Orleans was known for its ethnic diversity and tolerance. The diversity of the city is also seen in Stanley with his Polish background, her Italian, and her Mexican and American roots • In 1930s in the US South had a lot of racial tension. They were expected to be polite and kind. They were known as Southern Belles • Southern Belles: It was based on the young, unmarried women in the plantation class of Southern society • Southern Belles were expected to marry respectable young men, and become ladies of society, dedicated to the family and community • Homosexuality was illegal and you could be punished for the greater part of Wilkins' life. However in some ways, such as the US and the New York of 1930s, it was tolerated 	<ul style="list-style-type: none"> • The play, begun in 1945, went through several changes before reaching its final form. Although the scenarios initially concerned an Italian family, to which was later added an Irish brother-in-law, Tennessee Williams changed the characters to two Southern American belles and a Polish American man in order to emphasize the clash between cultures and classes in this story of alcoholism, madness and sexual violence. • The play, which through several names, including 'The Moon', 'Bianchi', 'Cher in the Moon' and 'The Poker Night'. • 'A Streetcar Named Desire' was staged in the United States in 1947 in Boston and New York. A film version appeared in 1951, directed by Elia Kazan.

Assessment Booklet

A Level English Literature

What am I being assessed on?

Component 1: Drama Paper
2hr 15-minute examination
60 marks

Section A
Othello
(25 marks)

You will complete an examination question that requires context and critical theory to address a key theme/ character

Section B
A Streetcar Named Desire
(25 marks)

You will complete an examination question that addresses key themes and/or characters across the play.

Component 2 + 3: Prose and Rossetti
2hr 15-minute examination
70 marks

Section A
Prose comparison essay between Dracula and Dorian Gray
(40 marks)

Section B
Rossetti Comparative essay
(30 marks)

What revision material should I revise from?

The following materials are available via email and Class Charts:

- Revision booklets (all components)
- Exemplar responses (all components)
- How to structure a response (all components)
- Numerous YouTube/ Video links with relevant critical and contextual analysis previously linked to you
- Critical theory Excel document

How can I revise?

- Re-read the texts
- Review your notes from last year
- Read through your revision booklets/ texts
- Practice writing essay responses
- Create revision cards with key critical ideas to ensure they are learned
- Watch revision videos (see emails) to ensure alternative interpretations
- Memorise key contextual information and practice weaving it into your writing

Assessment Booklet

A Level History

Examination = Paper One, The Tudors (1485-1558) – Friday 27th Oct (2 hours 30 Minutes)

You will need to revise over the following reigns;

- Henry VII
- Henry VIII
- Edward VI
- Mary I



You will need to consider the following topics to look at

Foreign Policy

Government

Rebellions

Society & Economy & Trade

Religion

Key themes for Questions to consider

- How effectively did the Tudors restore and develop the powers of the monarchy?
- In what ways and how effectively was England governed during this period?
- How did relations with foreign powers change and how was the succession secured?
- How did English society and economy change and with what effects?
- How far did intellectual and religious ideas change and develop and with what effects?
- How important was the role of key individuals and groups and how were they affected by developments?



How can I revise?

- Review your notes from last year - RAG Knowledge, this gives you a starting point.
- Read through your revision booklets/ knowledge organisers
- Practice writing responses – use the past paper question grid given to you.
- Create revision cards with focus on how things (foreign policy, religion, society & economy, government, etc) stayed the same and how they changed over time both during a Monarchs reign and across them all.
- Watch revision videos (see emails)
- Memorise structure guides for both Extract Question and Essays Questions

Assessment Booklet

A Level History

Examination = Paper Two, USA , American dream & Illusion –
Wednesday 8th November (2 hours 30 Minutes)

You will need to revise over the following presidencies;

- **Truman**
- **Eisenhower**
- **Kennedy**
- **Johnson**

You will need to consider the following topics to look at

Foreign
Policy

Domestic
Policy

Civil Rights and
Protest
movements

Key themes for Questions to consider

- Successes and failures of domestic policy, foreign policy and the Civil Rights movement
- The value of sources in relation to a specific topic/issue.
- **What to use:**
- Knowledge organisers
- Knowledge booklets
- Past paper questions
- Exam structure guides! **LEARN THEM.**

How can I revise?

- Review your notes from last year
- Read through your revision booklets/ knowledge organisers
- Practice writing responses – use the past paper question grid given to you.
- Create revision cards with focus on how things (foreign policy, religion, society & economy, government, etc) stayed the same and how they changed over time both during a Monarchs reign and across them all.
- Watch revision videos (see emails/ Classcharts/ Teams)
- Memorise structure guides for both Source Question and Essays Questions

Assessment Booklet

A Level Law

What am I being assessed on?

You are going to be tested on the **entire specification** for Paper 1 [60 Marks] and there will be 2 questions from paper 2, one from Tort and one from Criminal law see information below for paper 2 [25 Marks Each]

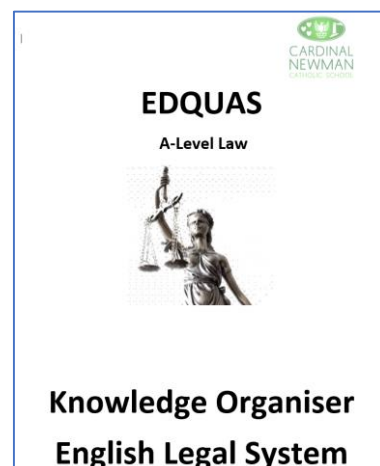


2.2.4

Torts connected to land

- Trespass to land: unlawful entry; intention; defences of lawful authority including licence, right of entry
- Public Nuisance: class of persons, role of Attorney-General; when individual can sue
- Private Nuisance: unlawful interference/physical damage, interference with health and comfort, unreasonable user, relevance of locality and utility; abnormal sensitivity; duration; effect of malice
- Specific defences to nuisance: prescription; statutory authority
- *Rylands v Fletcher*: dangerous things; accumulation; escape; non-natural user; damage
- Specific defences of consent, act of stranger, statutory authority, Act of God, default of claimant

- Non fatal offences: Criminal Justice Act 1988: assault and battery
- Non fatal offences: Offences Against the Person Act 1861: actual bodily harm; wounding and grievous bodily harm; wounding and grievous bodily harm with intent

What revision material should I revise from?



Assessment Booklet

A Level Law

Additional Revision Tasks & Resources

<https://www.elawstudent.com/index.php?SLK=b0afd1267a0502c3a6ca3f4972a2e40e>

We pay a lot of money for the above website as it has all the information and is kept up date with any changes, so use it.

Cases

Warning you must learn your cases or you will not get the marks. So use you case cards and make sure they are up to date

https://www.eduqas.co.uk/qualifications/law-as-a-level/#tab_pastpapers

Assessment Booklet

A Level Maths

What am I being assessed on?

A2 Maths

- Chapter 20: Probability and CRV's
- Chapter 21: Hypothesis Testing 2
- Chapter 13 Sequences and Series

As-Maths

- Chapter 6: Vectors
- Chapter 7: units and kinematics
- Chapter 8: Forces and Newtons Laws

What revision material should I revise from?

- Past Papers
- Textbook
- www.aqa.org.uk
- www.kerboodle.com
- www.integralmaths.org
- www.examsolutions.net
- www.drfrostmaths.com



How can I revise?

- Make notes from the summary sections at the end of each chapter.
- Complete a past paper then mark it using the mark scheme.
- Practice questions from the exercises in the book, use the worked solutions on Kerboodle.

- Use the additional notes and exercises on integral maths to consolidate.
- Watch the videos going through exam questions on www.examsolutions.net
- Work through the relevant powerpoints on www.drfrostmaths.com

Assessment Booklet

A Level Maths

Additional Revision Tasks & Resources

Binomial series

$$(a + b)^n = a^n + \binom{n}{1}a^{n-1}b + \binom{n}{2}a^{n-2}b^2 + \dots + \binom{n}{r}a^{n-r}b^r + \dots + b^n \quad (n \in \mathbb{N})$$

$$\text{where } \binom{n}{r} = {}^nC_r = \frac{n!}{r!(n-r)!}$$

$$(1 + x)^n = 1 + nx + \frac{n(n-1)}{1 \cdot 2}x^2 + \dots + \frac{n(n-1)\dots(n-r+1)}{1 \cdot 2 \dots r}x^r + \dots \quad (|x| < 1, n \in \mathbb{Q})$$

Arithmetic series

$$S_n = \frac{1}{2}n(a + l) = \frac{1}{2}n[2a + (n-1)d]$$

Geometric series

$$S_n = \frac{a(1-r^n)}{1-r}$$

$$S_\infty = \frac{a}{1-r} \quad \text{for } |r| < 1$$

Assessment Booklet

A Level Further Maths

What am I being assessed on?

A2 Pure

- Chapter 22: Matrices 2
- Chapter 16: Complex numbers 2
- Chapter 23: Vectors 2

A2 -Applied

- DRV's and Expectation
- Confidence Intervals
- Graphs 2
- Critical Path Analysis 2

What revision material should I revise from?

- Past Papers
- Textbook
- www.aqa.org.uk
- www.kerboodle.com
- www.integralmaths.org
- www.examsolutions.net
- www.drfrostmaths.com



How can I revise?

- Make notes from the summary sections at the end of each chapter.
- Complete a past paper then mark it using the mark scheme.
- Practice questions from the exercises in the book, use the worked solutions on Kerboodle.

- Use the additional notes and exercises on integral maths to consolidate.
- Watch the videos going through exam questions on www.examsolutions.net
- Work through the relevant powerpoints on www.drfrostmaths.com

Assessment Booklet

A Level Further Maths

Additional Revision Tasks & Resources

Matrix transformations

Anticlockwise rotation through θ about O : $\begin{bmatrix} \cos\theta & -\sin\theta \\ \sin\theta & \cos\theta \end{bmatrix}$

Reflection in the line $y = (\tan\theta)x$: $\begin{bmatrix} \cos 2\theta & \sin 2\theta \\ \sin 2\theta & -\cos 2\theta \end{bmatrix}$

The matrices for rotations (in three dimensions) through an angle θ about one of the axes are:

$$\begin{bmatrix} 1 & 0 & 0 \\ 0 & \cos\theta & -\sin\theta \\ 0 & \sin\theta & \cos\theta \end{bmatrix} \text{ for the } x\text{-axis}$$

$$\begin{bmatrix} \cos\theta & 0 & \sin\theta \\ 0 & 1 & 0 \\ -\sin\theta & 0 & \cos\theta \end{bmatrix} \text{ for the } y\text{-axis}$$

$$\begin{bmatrix} \cos\theta & -\sin\theta & 0 \\ \sin\theta & \cos\theta & 0 \\ 0 & 0 & 1 \end{bmatrix} \text{ for the } z\text{-axis}$$

Vectors

The resolved part of \mathbf{a} in the direction of \mathbf{b} is $\frac{\mathbf{a} \cdot \mathbf{b}}{|\mathbf{b}|}$

$$\text{Vector product: } \mathbf{a} \times \mathbf{b} = |\mathbf{a}||\mathbf{b}|\sin\theta \hat{\mathbf{n}} = \begin{vmatrix} \mathbf{i} & a_1 & b_1 \\ \mathbf{j} & a_2 & b_2 \\ \mathbf{k} & a_3 & b_3 \end{vmatrix} = \begin{bmatrix} a_2b_3 - a_3b_2 \\ a_3b_1 - a_1b_3 \\ a_1b_2 - a_2b_1 \end{bmatrix}$$

If A is the point with position vector $\mathbf{a} = a_1\mathbf{i} + a_2\mathbf{j} + a_3\mathbf{k}$, then

- the straight line through A with direction vector $\mathbf{b} = b_1\mathbf{i} + b_2\mathbf{j} + b_3\mathbf{k}$ has equation

$$\frac{x - a_1}{b_1} = \frac{y - a_2}{b_2} = \frac{z - a_3}{b_3} = \lambda \quad (\text{Cartesian form})$$

or

$$(\mathbf{r} - \mathbf{a}) \times \mathbf{b} = \mathbf{0} \quad (\text{vector product form})$$

- the plane through A and parallel to \mathbf{b} and \mathbf{c} has vector equation $\mathbf{r} = \mathbf{a} + s\mathbf{b} + t\mathbf{c}$

Complex numbers

$$[r(\cos\theta + i\sin\theta)]^n = r^n(\cos n\theta + i\sin n\theta)$$

The roots of $z^n = 1$ are given by $z = e^{\frac{2\pi ki}{n}}$, for $k = 0, 1, 2, \dots, n-1$

Assessment Booklet

A Level Media Studies

What am I being assessed on?

You are going to completing a **full** Component 1 Mock (a total of 90 marks). You will be assessed on the following areas of the theoretical framework:

1. **Media Language** – Unseen Text [15 marks]
2. **Representation** – Formation OR Riptide [30 marks]
3. **Industry** – Assassin's Creed OR Black Panther [25 marks]
4. **Audiences** – Have you Heard George's Podcast and SuperHuman [20 marks]

What revision material should I revise from?

1. Use the Year 13 A-Level Media Studies Revision Support Booklet – in this, there are lots of structured revision tasks for you to complete
2. Review knowledge organisers that have been emailed to you
3. Review copies of the set texts and make fresh annotations for the areas you will be assessed on
4. Practice writing past questions in timed conditions

How can I revise?

MRS FISHER'S
**MEDIA STUDIES
REVISION CHANNEL**



<https://www.youtube.com/@mrsfisher8961>

🌐 **Year 13 A-Level** 🌐
Media Studies

Autumn Mock Revision Support Booklet

Assessment Booklet

A Level Physics

What am I being assessed on?

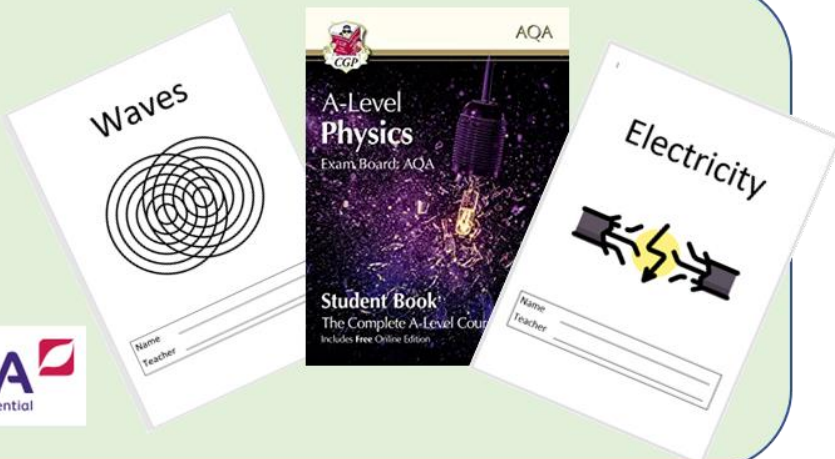
1 x Paper – 2 hours

Long and short answer questions, and multiple choice answer questions assessing topics that will be included in A Level Physics Paper 1:

- Measurements & uncertainties
- Particles & radiation
- Waves
- Mechanics & materials
- Waves
- Further mechanics – circular & harmonic motion

What revision material should I revise from?

- Text book
- Class notes
- Work booklets
- Exam questions
- Websites



How can I revise?

1. **Revise** – make revision flash cards, mind maps and summary notes to revise the key concepts.
2. **Test** – Use the flash cards and drill questions in your text book and work books to test your knowledge.
3. **Apply** – Use past questions to help you to practice applying your knowledge. Use the mark schemes to help you check and improve your answers

Assessment Booklet

A Level Physics

Additional Resources

Websites



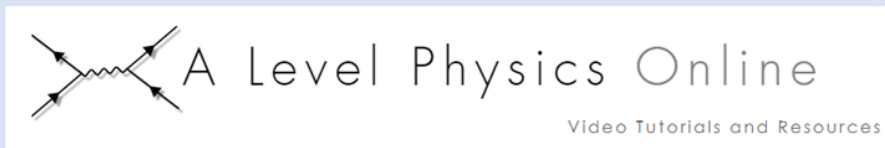
<https://www.physicsandmathstutor.com/physics-revision/a-level-aqa/>



https://www.cyberphysics.co.uk/key_stage/KS5.htm



<https://www.alevelphysicsonline.com/students>



<https://kuizical.com/>



<https://app.senecalearning.com/courses?Price=Free&Age+Group=A+Level&Subject=Physics>



Assessment Booklet

A Level Psychology

What am I being assessed on?

CONTENT:

Paper 1: 2 hours = 96 marks

Section A : Memory = 24 marks

Section B: Attachment = 24 marks

Section C: Social Influence = 24 marks

Section D: Psychopathology = 24 marks

Paper 2: 2 hours =96 marks

Section A: Approaches = 24 marks

Section B: Biopsychology = 24 marks

Section C: Research Methods = 48 marks

SKILLS:

All sections will include assessment on all skills:

A01: Description

A02: Application

A03: Evaluation

What revision material should I revise from?

TEXTBOOKS AND CLASSBOOKS:

- 1) AQA Psychology for A level textbooks – Year 1 and Year 2
- 2) Revision guides – AQA Psychology for A level – Year 1 and Year 2
- 3) Class Booklets and notes
- 4) Tutor2U revision guides for each topic
- 5) Tutor2U Perfecting exam technique – student guide (also see QR code on reverse for extra resources)
- 6) Past paper questions and mark scheme booklets
- 7) Further resources available on class charts and via email request.

WEBSITES:

- 1) Online textbook – AQA Psychology for A level – Year 1 and Year 2 (use usernames and passwords I've given you)
And Revision apps – go to website below to access textbook and app store.
<https://www.illuminatepublishing.com/psychhapp>
- 2) <https://www.tutor2u.net/live/aqa-a-level-psychology-revision-blast-biopsychology>
- 3) <https://senecalearning.com/en-GB/blog/psychology-a-level-podcasts-by-seneca/>
- 4) <https://www.aqa.org.uk/subjects/psychology/as-and-a-level/psychology-7181-7182>

How can I revise?

Step 1) Using the checklists you receive from me please ensure that you have detailed revision notes/cards for each section of the assessment.

Step 2) Ensure that you understand everything, if not, clarify the content by using a book, website, ask a friend or me.

Step 3) Create a mind map for each of the specification bullet points (see specification or green boxes in top left- hand corner of each double page spread of your textbook) - ensure key terminology is included. This will ensure that you understand how each of the key components of the topic fits together.

Step 4) Learn the detail for each sub-section of the topic area. You could do this by reading the revision cards, explaining it to a classmate and testing yourself by writing out the content and checking it for accuracy and detail. Put the revision cards where your knowledge is less secure at the top of the pile and test yourself until you know everything. Other ways to consolidate knowledge may be to use more interactive methods on websites such as SENECA or UPLEARN.

Step 5) Once you believe you know a subsection, test your skills and knowledge by completing exam questions and checking your answers using the mark schemes. Eventually, practise writing your answers under timed conditions.

Step 6) Review your knowledge regularly. Always start with the least secure topics.

What am I being assessed on?

Component 3 Developments in Christian Thought

RCY topics: Person of Jesus /Christian Moral Principles & Action

NMI topics: Augustine & Human Nature /Death& afterlife/Knowledge of God's existence

Exam board: OCR
1 paper 120 mins
Answer THREE
exam questions
40 mins each

AO1 – 40%

Demonstrate knowledge and understanding of religion and belief, including: • religious, philosophical and/or ethical thought and teaching • influence of beliefs, teachings and practices on individuals, communities and societies • cause and significance of similarities and differences in belief, teaching and practice • approaches to the study of religion and belief

AO2- 60%

Analyse and evaluate aspects of, and approaches to, religion and belief including their significance, influence and study

What revision material should I revise from?

The following resources available on TEAMS

- ✓ PLCs for both topics to be assessed
- ✓ Exam questions for independent revision
- ✓ Key terms and definitions glossary
- ✓ Revision clock
- ✓ Essay planning and Lines of Argument revision support
- ✓ Workbooks for all Yr 12 DCT topics that will be on this mock paper
- ✓ Seneca revision quizzes for both RCY and NMI topics

How can I revise?

- Ensure DCT folder is organised
- Create mindmap/brain dump for both topics
- Complete essay plans for all past paper questions using LOAs and essay planning template
- Complete AO1 and 2 tasks from the revision guide
- (NMI p 130-147 and RCY p 156- 167)

Assessment Booklet

A Level Religious Studies

Additional Revision Tasks & Resources



- ✓ Organise revision notes
- ✓ Complete PLCs
- ✓ Complete topics on Seneca
- ✓ Create flash cards with key terms/scholars on
- ✓ Create mind maps of topic areas
- ✓ Complete a revision clock for each topic timing yourself 5 minutes per section
- ✓ Complete the workbooks for each topic

Online revision notes for DCT

<https://alevelphilosophyandreligion.com/ocr-religious-studies/ocr-christianity/>

Revision webinars on YouTube

I think therefore I teach

<https://www.youtube.com/playlist?list=PLpG7g2Yvm4j3UuqB-ahUa2K3hh-cX1moE>

Ben Wardle DCT Walking Talking Mock:

<https://www.youtube.com/watch?v=7GNMI9IQhJQ>

Assessment Booklet

A Level Sociology

What am I being assessed on?

You will complete one paper on Education and methods in context (Paper 1 – 2 hours, 80 marks)

Topics to revise

- Education
- Methods
- Methods in context

What revision material should I revise from?

On teams there will be a revision pack which contains:

- PLC
- Exam questions for independent revision
- Key terms and definitions/ glossary
- Empty keywords/concept A3 sheet
- Revision checklist for topics
- Workbooks

AQA 

 SENECA

How can I revise?

- ✓ Ensure revision is organised
- ✓ Create revision mindmaps on each topic
- ✓ Create flashcards for sociologists and their theories
- ✓ Ensure you are completing self timed essays.
- ✓ Use the structure sheet guidance to help with how to develop and structure your answers
- ✓ Complete practice questions
- ✓ Use the revision booklet that has been provided
- ✓ Use hectic teacher knowledge organiser (see example)
- ✓ Complete seneca tasks



Assessment Booklet

A Level Sociology

Additional Revision Tasks & Resources

Useful Revision websites:

Napier Press Workbooks www.napierpress.com/book-one-workbooks

Workbooks for all topics which can be used alongside the Napier textbook which majority of you have.

• **S-Cool** <http://www.s-cool.co.uk/a-level/sociology>

Excellent for revision. Lots of essay-style questions to practice and chapter summaries which are helpful for recapping.

• **Sociology Revise** www.sociology.org.uk/drevise.htm

Another great revision site that provides lots of helpful resources for students, such as revision cards, maps and diagrams.

• **Sociology Stuff** www.sociologystuff.com

A website of resources written and created by Steve Chapman (one of the authors from the textbook used in lessons)

• **Rachael's Sociology** www.rachelsociology.synthasite.com

A home-made site, but still contains a lot of useful resources (mostly in Word format). Concentrates mainly on crime and education.

• **Sociology.org** www.sociology.org.uk

A site that provides a very useful collection of links, which are helpfully organised by topic.

• **Sociology Online** www.sociologyonline.co.uk

A site that is less formal and contains lots of facts, quizzes and crosswords to aid sociology revision

• **Get Revising** <http://getrevising.co.uk/>

Although not sociological-specific, and it takes a minute to subscribe, this site is really good if you want to create your own revision resources