

Cardinal Newman Catholic School

Holy Cross Catholic Multi Academy Company

YEAR 7

Autumn Assessments 2023



Name:



CARDINAL
NEWMAN
CATHOLIC SCHOOL

“Knowledge through the light of faith”

Assessment Booklet Introduction

Dear Parents/Carers and Students

Re: Autumn Assessments

This year we will administer three assessment seasons within the school year. One at the end of the Autumn term, the end of the Spring term and the final assessment season is towards the end of the Summer term. These assessments will be used by teachers to identify strengths and any areas where more support may be needed.

The results of these assessments will be shared with students and parents in a progress review report at the end of the term. Students will receive a report which details the percentage outcome from each assessment alongside the average percentage outcome for the class. This will enable parents to assess progress alongside the average outcome for the class and to see if your child is progressing at the expected standard for the group following the learning covered. More information will be provided alongside the assessment outcome results later in the term.

We want students to have the opportunity to be fully prepared for their assessments and have organised this booklet to help support revision and organisation of time. The Autumn Assessments will begin on **Monday 20th November until Friday 1st December 2023**. Teachers will advise students on how to use this booklet in lessons. It can also be used to help students study at home to help remember and recall information. As such, it is vitally important that students bring this booklet into school every day to use in lessons as well as home.

We recognise that sometimes assessment season can cause some students to feel anxious or stressed. If you have any concerns or worries please contact the Head of Year via the school telephone or email below.


We want this to be a positive experience that supports and develops the skills and resilience in preparation for future examinations. If you need any further support, guidance or information please do not hesitate in contacting us.

Yours faithfully

Mr R Poole
Head of Year 7
Email: Robert.Poole@cncs.school



Ms E O'Connor
Headteacher
Email: Emma.French@cncs.school



Timetable

Step One: Circle your assessments



YEAR 7			WEEK A					WEEK B				
			MONDAY	TUESDAY	WEDNESDAY	THURSDAY	FRIDAY	MONDAY	TUESDAY	WEDNESDAY	THURSDAY	FRIDAY
A SIDE	APPLIED SUBJECTS	7A1				COMP SCI						
		7A2								COMP SCI		
		7A3						COMP SCI				
		7A4						COMP SCI				
		7A5						COMP SCI				
	CORE SUBJECTS	7A1	ENGLISH		HISTORY	RE			MATHS	SCIENCE		GEOGRAPHY
		7A2	ENGLISH			RE	GEOGRAPHY			MATHS	SCIENCE	HISTORY
		7A3		SCIENCE		ENGLISH	HISTORY	RE		MATHS	GEOGRAPHY	
		7A4			RE	SCIENCE	HISTORY	GEOGRAPHY	MATHS			ENGLISH
		7A5	ENGLISH		RE		GEOGRAPHY	HISTORY	MATHS		SCIENCE	
		7A5-LH	RE		ENGLISH		GEOGRAPHY		MATHS		SCIENCE	HISTORY
B SIDE	APPLIED SUBJECTS	7B1	COMP SCI									
		7B2					COMP SCI					
		7B3								COMP SCI		
		7B4		COMP SCI								
	CORE SUBJECTS	7B1		ENGLISH	RE		HISTORY	GEOGRAPHY			SCIENCE	MATHS
		7B2		HISTORY	SCIENCE	ENGLISH		GEOGRAPHY	RE			MATHS
		7B3		ENGLISH	RE		GEOGRAPHY	MATHS	HISTORY			SCIENCE
		7B4	SCIENCE	GEOGRAPHY		ENGLISH			RE	HISTORY		MATHS

Step Two: Using your school timetable and assessment timetable, create your assessment schedule below:

Date <i>(e.g. Mon 14th March)</i>	Period <i>E.g. P2</i>	Assessment <i>E.g. English</i>	Topic <i>E.g. Transactional Writing</i>
English			
Maths			
Science			
RE			
Geography			
History			
Computer Science			

Assessment Booklet

English

What am I being assessed on?

In your exam, you will be asked to answer 3 questions about an extract from on the theme of Activism. You will also be tested on your writing skills through being asked to write the opening to a speech.

Reading section

- ✓ 5 minutes reading the text
- ✓ 20 minutes to answer the questions

Writing Section

- ✓ 5 minutes planning your speech
- ✓ 15 minutes writing your speech

What revision material should I revise from?

AO1 Skill (Understanding Implicit and Explicit Information)

AO1 questions ask you to demonstrate your understanding of key parts of the text, they often ask simple comprehension questions or ask you to list details from the text.

AO2 (Explanation and Analysis) Reminder

AO2 questions ask you to demonstrate your ability to explain key parts of the text, you have to use evidence and write a range of PETER sentences to justify your ideas

AO2 (Subject Terminology)

AO2 Subject terminology questions will check your understanding of key techniques we have been studying within the unit

AO6 (Spelling, Punctuation and Grammar)

AO6 tasks will check your ability to use spellings, punctuation and grammar accurately and consistently.

How can I revise?

- Quizzing:** create a mini text or quiz on a topic with a friend and swap
- Graphic organisers:** are a handy vehicle to get students reconstructing their revision topics, making meaningful links and connections
- Example Questions:** test yourself on the skills by practicing example questions
- Mindmaps:** A mind map is a diagram used to visually organize information. A mind map is hierarchical and shows relationships among pieces of the whole.
- Flashcards:** to write keywords or notes on cards and test yourself on the meaning

Assessment Booklet

English

Additional Revision Tasks

Complete the AO1 and AO2 activities based on the extract below:

My name is Marcus Rashford. You might know me because I really, really like football. I mean, I REALLY like football. That's not what this book is about, though. Not really. You might know me because I play football for Manchester United and England, but you might also know me for the charitable campaigns I helped organise in 2020. Together with the food charity FareShare and the help of people up and down the country, we launched the End Child Food Poverty campaign to make sure that millions of children all over the UK had access to the food and support they needed, during the pandemic and beyond. I'm really proud of that work, too, but that's not quite what this book is about either. This book is about YOU I want you to know that there are people out there who believe in you, and who understand that you are at the start of your life's journey, a journey that can be the most incredible thing. I know it isn't always the easiest of journeys, and that sometimes you might get stuck and need help, but you are capable of amazing things. No matter who you are and no matter where you come from, every single person in the world has the potential to be a champion. It doesn't matter what your background is, where you started in life, what you look like, what you sound like or what challenges you have already faced. You can be a champion. You already have been a champion. And you are going to continue to be a champion in the years to come.

AO1 – Understanding (5 marks)

Answer the following AO1 style questions to check your comprehension and understanding

1. Who is the author of the text?
2. What are the names of the charitable campaigns mentioned?
3. What football team does the narrator play for?
4. How does the narrator feel about their work?
5. What can every person be according to the author?

AO2 – Explanation and Inference (5 marks)

How does Rashford inspire the readers to be champions in his book? Use 3-4 references (evidence) from the text to justify your ideas.

Writing Frame Reminder

At the start of the extract, Rashford inspires the readers through the line " _____ " the (word class/device) suggests _____ which would make the reader feel _____. (PETER x3-4)

AO6 – SPaG (5 marks)

- Create revision flashcards with the rules for punctuation (".,;:?!")
- Write the opening to an article about gender equality using accurate SPaG

AO2 – Subject Terminology (5 marks)

- Create revision flashcards to learn the key terms
- Get someone to quiz you on the definitions

Assessment Booklet

Maths

What am I being assessed on?

55 min Assessment consisting of both procedural questions and more complicated ones that focus on using problem solving skills. All content covered since September 2023 can be tested including basic numeracy.

What revision material should I revise from?

- Use your exercise books to review the lessons you have had since September
- Login to Maths Watch. It has helpful videos and questions on every topic you might be tested on. Ask your teacher to reset your password if you have forgotten your login details.

How can I revise?

- Your class teacher will complete some revision lessons with you ahead of the assessment.
- Look back at old lessons in your books.
- Make posters and revision cards about key methods and facts e.g how to calculate missing angles using simple angle rules - angles on a straight line, angles around a point, angles in a triangle
- Watch videos and complete revision task prepared by your teacher on Maths Watch
- Check other revision sources on the internet, e.g BBC Bitesize and CorbettMaths have helpful guides and exercises.

Assessment Booklet

Maths

Additional Revision Tasks

Year 7 Revision Checklist

Login to Maths Watch and search for tasks below. Give yourself a Red/Amber/Green rating. If you still need to work on a topic then watch the video clip to help you.

Topic	Skill	Maths Watch Video/Task	RAG
Algebraic Manipulation	<ul style="list-style-type: none">• Collect like terms• Substitute• Expand• Factorise	A6 A10 A8 A9	
Angles	<ul style="list-style-type: none">• Angles rules (e.g on a Straight line/angles around a point)• Angles in a triangle• Angles in quadrilaterals• Angles in parallel lines (Sets 1-2 only)	G13 G14 G16 G17 G18 (Sets 1-2 only)	
Ratio	<ul style="list-style-type: none">• Simplify• Convert to a fraction• Divide in a given ratio• Ratio problems given a part• Ratio problems given the difference between parts (Set 1-2 only)• Recipes questions• Currency conversion questions	R1a R1b R5a R5b R8 39 105 106 (Sets 1-2 only)	

Assessment Booklet

Science

What am I being assessed on?

Biology

- Animal cells
- Plant cells
- Specialised cells
- Microscopes
- Diffusion

Chemistry

- States of matter
- Changing the state
- Atoms, elements and compounds
- Atomic structure (protons, electrons and neutrons)

Physics

- Energy transfers
- Work done
- Working safely in a lab

What revision material should I revise from?

<https://senecalearning.com/en-GB/>

<https://www.bbc.co.uk/bitesize/subjects/zrkw2hv> (AQA exam board)

<https://www.freesciencelessons.co.uk/>

How can I revise?

- ✓ Make flash cards
- ✓ Write your own quiz questions
- ✓ Make a poster
- ✓ Teach someone at home about a topic
- ✓ Complete questions on Educake
- ✓ Complete questions on seneca
- ✓ Watch videos using the links above
- ✓ Test yourself using your revision resources



Assessment Booklet

Science

Additional Revision Tasks

Biology

1. Make a poster of animal and plant cells. Make sure you know the names of all of the organelles and their functions.
2. Use the link to find out about different types of cells
<https://www.bbc.co.uk/bitesize/topics/znyycdm/articles/zfj3rwx>
3. Write a method of how to use a microscope. Watch the video to help you.
<https://www.youtube.com/watch?v=SX6mow1AExI>
4. Describe the process of diffusion

Chemistry

- 1) Draw an atom – label the nucleus, proton, neutrons and electrons. Make sure you know the charges and mass of the sub-atomic particles.
- 2) Draw the particles in solids, liquids and gases. Make sure you know how one state change to the other and their properties.
- 3) Use the link to have a go at some examples of working out the number of protons/ neutrons and electrons in an atom.
<https://www.bbc.co.uk/bitesize/guides/z3sq2nb/revision/4>
- 4) Ensure you know the difference between elements, compounds and mixtures: <https://www.bbc.co.uk/bitesize/guides/zq2h4qt/revision/2>

Physics

1. Make a poster on all the energy types and their uses.
2. Draw examples of energy transfers in everyday objects (cars, lightbulbs and computers).
3. Use the link to copy down examples of the work done equation and practice:
<https://www.bbc.co.uk/bitesize/guides/zqncjty/revision/3>

Assessment Booklet Religious Education


What am I being assessed on?

Unit	Topic areas
Creation & Covenant	<ul style="list-style-type: none">• Key words• Creation• Genesis• Scientific creation stories• Prayer• Stewardship Laudato Si
Prophecy & Promise	<ul style="list-style-type: none">• Key words

Your assessment will have 3 sections:

- Key terminology
- Knowledge and understanding
- Extended writing

What revision material should I revise from?



You should use the knowledge organisers uploaded to ClassCharts by your teacher

How can I revise?

- Highlight key points on your knowledge organiser
- Create flash cards or mindmaps using your knowledge organiser
- Create test yourself questions and get a family member or friend to check your knowledge
- Create your own visual key word bank
- Practice PEE paragraphs on different topics

Assessment Booklet

Religious Education

Additional Revision Tasks

Key terminology: Test yourself

Key vocabulary	
revelation	The way in which God is made known to humans, which Catholics believe is most perfectly done through Jesus.
Dei Verbum	The Latin phrase for 'Word of God'; also a document from the Second Vatican Council explaining how Jesus is the Word of God.
scripture	The holy book(s) of a religion; in Christianity it is the Bible.
tradition	Also known as Apostolic Tradition, these are actions and teachings from the original apostles passed on from one generation of bishops to the next.
magisterium	From the Latin term <i>magister</i> , meaning teacher or master; it is the authority of the Church to teach.
inspired	'God breathed'; the belief that the Holy Spirit guides an individual to act or write what is good and true.
canon	the agreed list of books that make up the Catholic Bible
Old Testament	The books of the first half of the Bible showing the creation of the world and God's relationship with the Israelites.
New Testament	The books of the second half of the Bible which tell the story of Jesus' life, ministry and death, and the establishment of the early Church.
Hebrew, Aramaic, Greek	Languages spoken in the area where Jesus grew up; some books of the Bible were written in these languages.
Tanakh	The Jewish Bible.
Liturgy of the Word	The part of Mass where Catholics are taught God's Word from the Bible.

Key vocabulary	
God	The one supreme being, who creates and sustains everything.
revelation	The way in which God is made known to humans, which Catholics believe is most perfectly done through Jesus.
literal sense	The meaning of the text as the author intended it to be; this is different to reading a passage literally which means accepting it as word-for-word truth.
literary form	The style of writing used, for example a letter or a poem.
creation	The act of bringing something into existence; or the universe and everything in it (which Catholics believe God created).
creationism	The belief that the Bible accounts of creation are literally true.
scientism	The belief that science can provide all of the answers in life.
prayer	The way in which humans communicate with God.
stewardship	The duty to care for something. Catholics believe that God gave them the duty to care for the earth and everything in it.

Extended writing

Choose a topic from the list and write 1 x PEE paragraphs about it

- Creation
- Genesis
- Scientific creation stories
- Prayer
- Stewardship Laudato Si

Challenge:

1. What do Catholics believe about creation? (2 x PEE)
2. What does science say about creation? (2 x PEE)
3. Why is stewardship important? (2 x PEE)
4. How do the teachings on creation impact Catholics today? 2 x PEE

Assessment Booklet Geography

Assessment Information – Welcome To Geography: Locational, Physical & Human!

Key Revision Themes – Welcome To Geography

Biomes

- Biome distribution (location) - Tropical rainforest, desert, tundra and the savanna.
- Fauna/Flora adaptations to their biomes.
- Threats to different global biomes.

Locational Geography - CCO

- Continents – Names, locations, inclusive countries.
- Countries – Names, continental location, United Kingdom countries and capital cities.
- Oceans – Names, locations, surrounding countries.

Pangaea & Glaciation

- Pangaea – Continental drift – Causes for separation.
- Glaciers – Features, distribution (location) and impacts of glacial melt upon the planet.

The Hydrological Cycle

- Key processes – Evaporation, transpiration, condensation, precipitation, surface runoff, percolation and groundwater flow.

Coventry

- Key features – Physical and human.
- Different push and pull factors.

Our Hazardous Earth

- Different climatic and tectonic hazards.
- The formations and impacts of different hazards e.g. Tropical storms, earthquakes and volcanic eruptions.

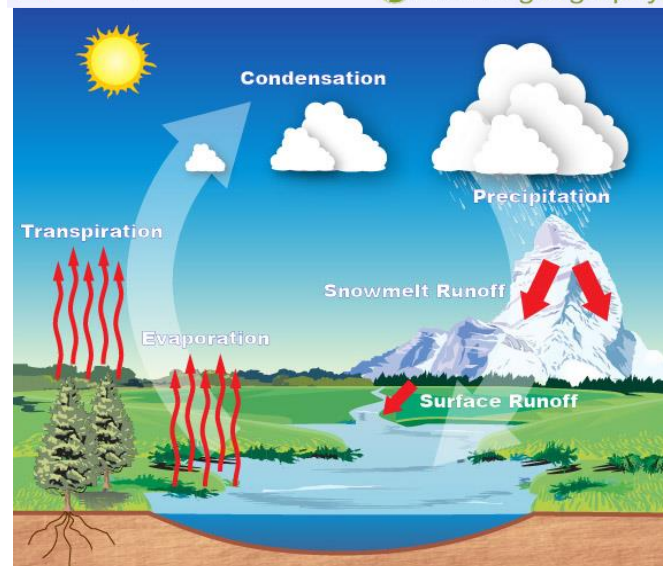
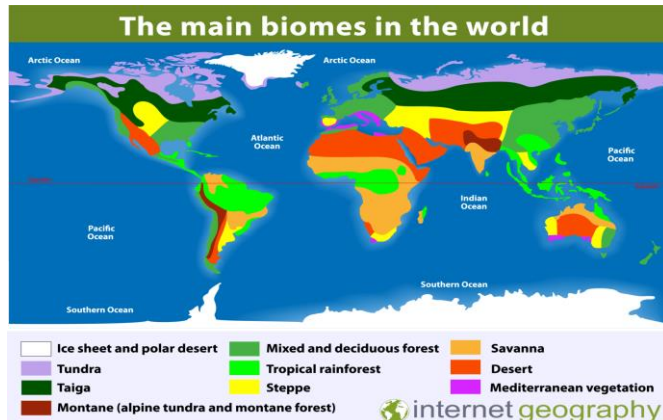
Development

- Differences between developed, developing and emerging country.

The BRICS – Who are they?

Consuming Energy Resources

- Different types of renewable and non-renewable resources.
- The costs and benefits of consuming (using) these types of energy.



Remember: Complete Educake Quizzes To Test Knowledge!

Assessment Booklet Geography

Structured Revision Tasks

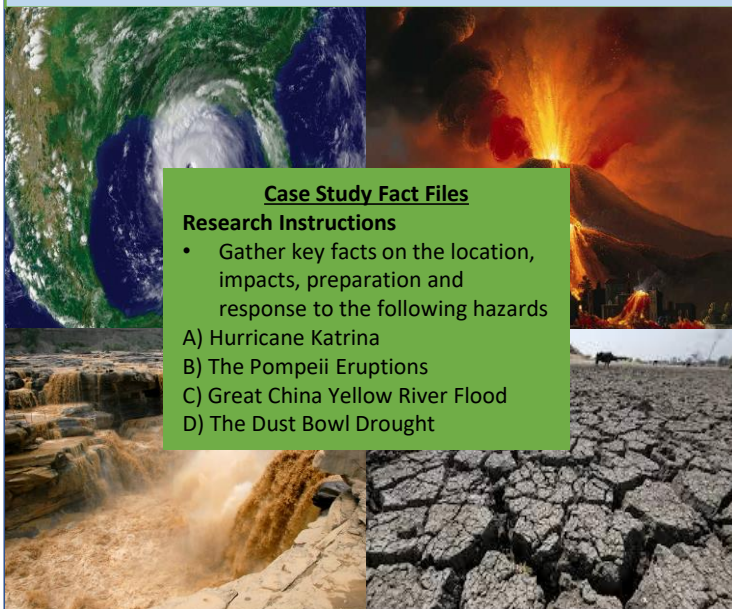
AO1 – Key Term Practice

Biome
Biodiversity
Flora/Fauna
Decomposition
Adaptation
Continental Drift
Pangaea
Convection Currents
Hydrological Cycle
Evaporation
Transpiration
Condensation
Precipitation
Percolation
Push/Pull Factor
Urbanisation
Deindustrialisation
Tectonic Hazards
Climatic Hazards
Non-Renewable Energy
Renewable Energy

AO2 – Comprehensive Skills

1. **List** three differences between an urban and rural environment (3).
2. **Describe** one reason for the distribution of the tropical rainforest biome (3).
3. **Explain** two ways monkeys are adapted to the tropical rainforest (3).
4. **Suggest** two consequences of a drought or famine in a named location (4).
5. **Explain** one way Pangaea separated 200 million years ago (3).
6. **Describe** one push and pull factor of living in an urban location (e.g. Coventry) (4).
7. **List** two types of tectonic hazard (2).
8. **Describe** the differences between a convergent, divergent and conservative plate movement (3).
9. **Explain** one way earthquakes can trigger tsunamis (3).
10. **Suggest** two reasons why some countries are more developed than others (4).

Extension Task – Research Time



Case Study Fact Files

Research Instructions

- Gather key facts on the location, impacts, preparation and response to the following hazards

A) Hurricane Katrina
B) The Pompeii Eruptions
C) Great China Yellow River Flood
D) The Dust Bowl Drought

Useful Video Resources

Supporting Videos – Natural Disasters

<https://www.youtube.com/watch?v=e7ho6z32yyo> - Earthquakes

https://www.youtube.com/watch?v=_oPb9gOdn4 - Tsunamis

<https://www.youtube.com/watch?v=LIXVikDkyTg> - Hurricanes

<https://www.youtube.com/watch?v=aacHVoB7cmY> - Tornadoes

<https://www.youtube.com/watch?v=4PXj7bOD7IY> - Floods

<https://www.youtube.com/watch?v=VNGUdObDoLk> - Volcanic Eruptions

<https://www.youtube.com/watch?v=5hghT1W33cY> - Wildfires

Assessment Booklet

History

What am I being assessed on?

<u>Topic</u>	<u>Red</u>	<u>Amber</u>	<u>Green</u>
Celts			
Romans			
Saxon			
Vikings			

What revision material should I revise from?



Celts – Iron Age



Roman Britain



Saxons



Vikings

How can I revise?

- Quizzing:** create a mini text or quiz on a topic with a friend and swap
- Mind maps:** A mind map is a diagram used to visually organize information. A mind map is hierarchical and shows relationships among pieces of the whole.
- Flashcards:** to write keywords or notes on cards and test yourself on the meaning

Assessment Booklet

History

Additional Revision Tasks: Ensure you can define the following key words. Use key dates and words

Celt	
Roman	
Invasion	
Aqueducts	
Druids	
Sutton Hoo	
Lindisfarne	
Warrior	

Create a timeline with Key dates and time periods based upon our studies this year (Celts to Vikings, use dates!)



Artemis

Which Settlers were the most important and why?
Romans? Celts?
Saxons? Vikings?

- Who is the women in the image?
- Why was she seen to be important to the Celts?
- Why is she still remembered today?



Assessment Booklet

Computer Science

What am I being assessed on?

You will be assessed on the topics you have covered in lessons so far;

- File organisation and keyboard shortcuts
- The pros and cons of social networking
- Cyberbullying and what you should do if you see or witness it
- What is personal data and how we can keep it safe
- Using email
- Browsing the web safely

What revision material should I revise from?

You can use your class books and work that has been completed in lesson, or, look at homework questions that have been done as these are a good indicator of the types of questions that will be in your assessment.

These websites will also be useful.

<https://www.bbc.co.uk/bitesize/guides/zg6g87h/revision/4>

<https://www.bbc.co.uk/bitesize/topics/zymykqt/articles/zym3b9q>

<https://www.talkspace.com/blog/7-ways-to-deal-with-cyberbullying/>

How can I revise?

You can read the materials you have and make notes, use the 'Read, Cover, Write' method to check your knowledge recall.

You could make flash cards or other revision materials such as mind-maps or spider-diagrams.