

Cardinal Newman Catholic School

Holy Cross Catholic Multi Academy Company

YEAR 13

MADE FOR GREATNESS



Mock Examination Preparation Booklet

Name:



CARDINAL
NEWMAN
CATHOLIC SCHOOL

"Knowledge through the light of faith"

Assessment Booklet Introduction

January 2024

Dear Parent/Carer

Re: Mock Examinations – Aim High, Reach for the Sky, No Limits!

We hope that you and your family are well at this time.

To support Year 13 in continuing to prepare for their A Level examinations in the summer, students will be participating in another mock examination season: **Monday 5th February to Friday 23rd February 2024.** Mock examinations are an important part of Year 13 as they help to identify student progress and understanding, identifying gaps for future learning as well as providing students with further examination experience ahead of their summer examinations.

This booklet will support students in preparing for these mock exams and will outline the following:

- Topics covered in the assessments
- Which sections should be completed in the revision materials and workbooks
- How the books should be used
- What further revision can be completed

Please use this booklet and the revision materials provided on Class Charts and in lessons to prepare for these exams. Keep them safe as this is a valuable resource. It will also be sent electronically to all students.

We want mock examinations to be a positive experience that supports and develops the skills and resilience in preparation for future examinations. If students are not successful in their mock examinations they will be selected to resit, after being provided with guidance on how to improve to ensure students have a positive experience. If you need any further support, guidance or information please do not hesitate in contacting us.

We would also like to take this opportunity to thank you for your continued support and a huge well done to all those students who have started so well in Year 13 and have continued to work hard and demonstrate that they are truly made for greatness.

Please do not hesitate to make contact if you have any further queries.

Yours faithfully

Mr S McDonnell
Assistant Headteacher (Post 16)
Email: sam.mcdonnell@cncs.school



Email: Emma.French@cncs.school



Mock Examination Timetable

	Year 13 Mock Examinations					
	Period 1	Period 2	Period 3		Period 4	Period 5
Monday 5 th February B	Media Paper 1 (2 hours 15 minutes) Sociology Paper 1 (2 hours)			Lunch	English Lang and Lit Paper 1 (2 hours 30 minutes) English Literature Paper 1 (2 hours 15 minutes) Chemistry Paper 1 (2 hours) Product Design Paper 1 (1 hour 30 minutes)	
Y13 Normal Lesson	Block A	Block A	Block A		Block B	Block B
Tuesday 6 th February B				Lunch	Physics Paper 1 (2 hours) Religious Studies Paper 1 (2 hours) Business Paper 1 (2 hours)	
Y13 Normal Lesson	Block E	Block E	Block E		Block C	Block C
Wednesday 7 th February B	Psychology Paper 1 (2 hours)			Lunch	Biology Paper 1 (2 hours)	
Y13 Normal Lesson	Block D	Block D	Block D		Block E	Block E
Thursday 8 th February B	English Literature Paper 2 (1 hour 15 minutes)			Lunch	Maths Paper 1 (2 hours) Law Paper 1 (2 hours 15 minutes)	
Y13 Normal Lesson	Block B	Block B	Block B		Block A	Block A
Friday 9 th February B	Religious Studies Paper 2 (2 hours)			Lunch	Further Maths Paper 1 (2 hours) History Paper 1 (2 hours 30 minutes)	
Y13 Normal Lesson	Block C	Block C	Block C		Block D	Block D

	Year 13 Mock Examinations					
	Period 1	Period 2	Period 3		Period 4	Period 5
Tuesday 20 th February A	Biology Paper 2 (2 hours)			Lunch	Physics Paper 2 (2 hours) Business Paper 2 (2 hours)	
Y13 Normal Lesson	Block E	Block E	Block E		Block C	Block C
Wednesday 21 st February A	Psychology Paper 2 (2 hours) History Paper 2 (2 hours 30 minutes)			Lunch	Biology Paper 3 (2 hours)	
Y13 Normal Lesson	Block D	Block D	Block D		Block E	Block E
Thursday 22 nd February A	English Literature Paper 3 (2 hour 15 minutes) English Language and Literature Paper 2 (2 hours 30 minutes) Chemistry Paper 2 (2 hours) Product Design Paper 2 (1 hour 45 minutes)			Lunch	Maths Paper 2 (2 hours) Law Paper 2 (1 hour 30 minutes) Media Paper 2 (2 hours 30 minutes) Sociology Paper 3 (2 hours)	
Y13 Normal Lesson	Block B	Block B	Block B		Block A	Block A
Friday 23 rd February A				Lunch	Further Maths Paper 2 (2 hours) Psychology Paper 3 (1 hour)	
Y13 Normal Lesson	Block C	Block C	Block C		Block D	Block D

Assessment Timetable

Subject	Dates & AM/PM	Topics Covered	Equipment Needed	Venue & Seat Number

Key Reminders:

- If you have a morning examination, you must be on school site for **8.15am**. You must then **sign-in at the Sixth Form Lecture Theatre**.
- **Attendance is compulsory** to all examinations.
- Check your **seating plans** (you should know your seat number/venue **before** arriving to the examination).
- You must **bring your equipment**: clear pencil case, water (label off), pens, pencils and subject specific equipment when necessary e.g. calculator, ruler etc.

Exam Regulations

- You should **not attempt to communicate with any other students**. This includes turning around and look at other students once seated. Examination conditions remain until you had left the exam room.
- **All electronic devices** should be **switched off and placed in your bag** before you enter the room
- **Do not bring** any **pieces of paper** in your pockets.
- **Labels must be removed from water bottles** before entering the room.
- Any **watches** must be taken off and **are not allowed in the exam room**.
- You must be in **full school uniform**. Any student without the correct uniform will not be allowed into the examination hall.

Exam Season Timings

AM - Line Up 8.40am
PM - Line Up 1:10pm

Tuesdays only

PM - Line Up 12:40pm

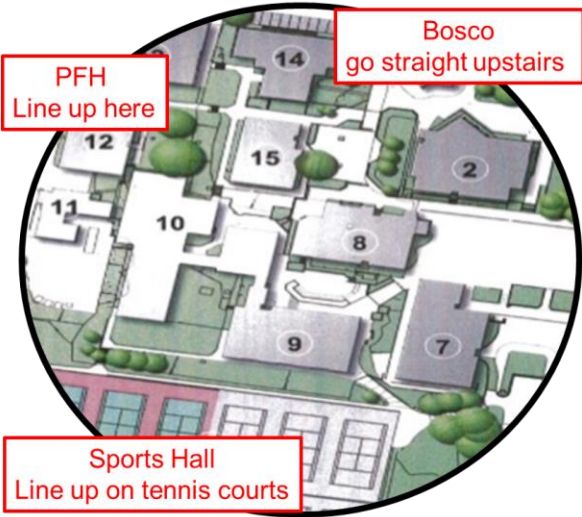
Examinations

Where are the Exams?

Sports Hall	Most examinations take place in the Sports Hall
PFH	Students who receive extra time or need a smaller environment
Exam Access	Upstairs Bosco classrooms

Some examinations will take place in the Gym. Please line-up outside the PFH. You will store your bags at the side of the gym venue.

Where do we line up?



Line up in the correct row in seat order (normally alphabetical)

Wait in silence so that you can hear instructions.

When instructed you will be guided into the assessment venue

There should be no talking once you have entered the venue.

Move to your seat when instructed and remain there for further instructions.

What do we do with our bags?



Please take your bag and coat and place in the entrance to the sports hall

Those in the PFH will put their bags into the sports cupboard

Bosco student will be instructed when they arrive.

Assessment Booklet

A Level Biology

What am I being assessed on?

Year 13 Content but using A Level questions, this means that knowledge of year 12 content is expected, there will be questions that draw on year 12 subject material. These will not only test AO1 knowledge recall, but AO2 and AO3 which expect you to analyse and evaluate data

Topics include all year 13 material covered up to the end of January 2024

Photosynthesis

Respiration

Nutrient cycles, energy transfer and farming practice

Stimuli and response

Nervous control

Homeostasis

Genes and gene therapy (unit 8 content to the end of Jan 2024)

These questions will assess data handling and practical skills so make sure you review the required practical with the content from the topic

What revision material should I revise from and how can I revise?

CGP textbook


Use the book to make notes, answer questions and complete the practice questions of each relevant unit.

SENECA & Up Learn

Use the revision resources to test your knowledge

PIXL notes

Use PowerPoints to test your knowledge



Assessment Booklet

A Level Biology

Additional Revision Tasks & Resources

Produce mind maps to condense content to 1 topic per page

Produce revision cards with information/content on one side and questions to test knowledge on the other side

PiXL knowledge question packs for each unit

Practice past papers and mark schemes


Useful web links:

<https://www.youtube.com/watch?v=QcdBiD2Icbs>

<http://www.a-levelnotes.co.uk/biology-aqa-as-level-notes-new-spec.html>

<http://astarbiology.com/a-level/aqa/notes/>

<https://www.physicsandmathstutor.com/biology-revision/a-level-aqa/>



What am I being assessed on?

For this mock exam you will be completing a Paper 1 and Paper 2. Both examinations will be for 2 hours and are full A Level papers. This covers all of Themes 1, 2, 3 and 4.

Theme 1: Marketing and People

Theme 2: Business Activities

Theme 3: Decisions and Strategy

Theme 4: Global Businesses

A reminder Paper 1 focuses on Theme 1 and Theme 4 and therefore Paper 2 focuses on Theme 2 and Theme 3

What revision material should I revise from?

You should use the following to help aid your revision:

- ❖ Class notes
- ❖ Past exam papers
- ❖ Revision materials created in class and at home

How can I revise?

You need to ensure you understand all of the key concepts and use flash cards and mind maps to support you.

You will also benefit from completing past exam papers which have been emailed out previously. By completing the past papers in the allocated time also helps prepare you for the speed you need to complete questions in.

Also use the mark schemes provided to further enhance your understanding

Assessment Booklet

A Level Business

Useful websites

www.edexcel.co.uk - use to access past papers, mark schemes and examiners reports



www.tutor2u.co.uk - use to access revision videos (link sent to previous videos) Also examiner advice and theory.



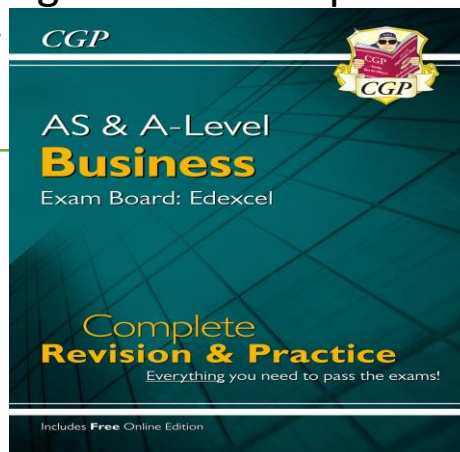
https://www.youtube.com/@Bizconsesh/playlists?view=50&sort=dd&shelf_id=9 - Bizconsesh for quick revision videos to support your understanding.



<https://www.youtube.com/@TakingTheBiz> - alternative to previous link for short videos explaining key terminology



Also do not forget the revision guide we have provided you with to support your revision further



Assessment Booklet

A Level Chemistry

What am I being assessed on?

Paper 1 (Combined Paper 1 & Paper 3)– 2 Hours 89 marks

Long and short answer questions and multiple-choice questions on A Level Physical & Inorganic Chemistry topics covered so far in the course.


Paper 2 (Combined Paper 2 & Paper 3)– 2 Hours 96 marks

Long and short answer questions and multiple-choice questions on A Level Physical & Organic Chemistry topics covered so far in the course.

Both papers will contain questions relating to the practical aspects of the course

What revision material should I revise from?

- Text book
- Class notes
- UpLearn
- Work booklets
- Exam questions
- Websites



How can I revise?

1. Revise – make revision flash cards, mind maps and summary notes to revise the key concepts (e.g. reaction mechanisms).
2. Test – Use the flash cards and drill questions in your text book and work books to test your knowledge.
3. Apply – Use past questions to help you to practice applying your knowledge. Use the mark schemes to help you check and improve your answers

Assessment Booklet

A Level Chemistry

Additional Resources

Websites

<https://web.uplearn.co.uk/learn>



<https://chemrevise.org/revision-guides/>

chemrevise

Resources for A-level and GCSE Chemistry

<https://www.chemguide.co.uk/>

chemguide

Helping you to understand
Chemistry

<https://www.a-levelchemistry.co.uk/aqa-a-level-chemistry.html>

A-Level Chemistry

HOME SPECIFICATIONS VIDEOS BOOKS EXTRA RESOURCES CONTACT REVISION CARDS

<https://kuizical.com/>



<https://app.senecalearning.com/courses?Price=Free&Age+Group=A+Level&Subject=Chemistry>



<https://www.docbrown.info/page13/page13.htm>

Doc Brown's Chemistry

Advanced Level Chemistry Study Revision Notes and Quizzes -
worksheets

Assessment Booklet

A Level Design Technology



What am I being assessed on?

Your assessment will be a full Paper 1 and a full Paper 2 this includes a range of long and short answer questions including:

- A variety of Maths calculate questions
- Discuss, name, identify, describe, analyse, explain style questions
- Sketches & Notes

What revision material should I revise from?

Notes and information sheets from the theory lessons, and the OCR Design & Technology Product Design revision guide.



How can I revise?

- Practice copying and labelling the drawings from the processes information sheets
- Watch relevant 'How it's made' videos and use bullet point lists to explain the way each product is manufactured.
- Create revision cards for each of the materials and properties, which you can then use to test yourself.
- Look at products around the home and investigate the materials and manufacturing processes used to make them.

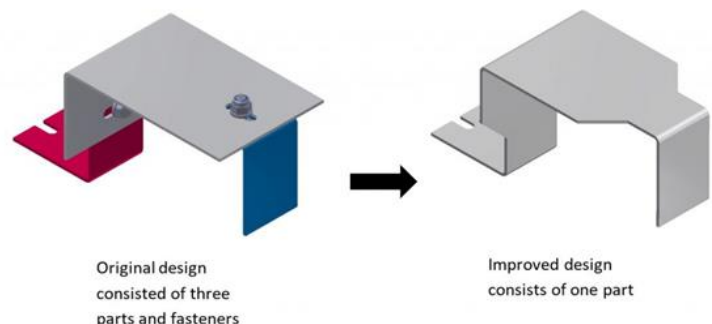
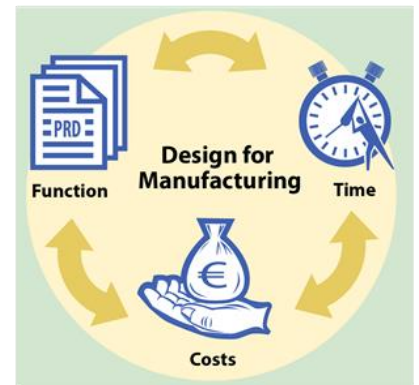
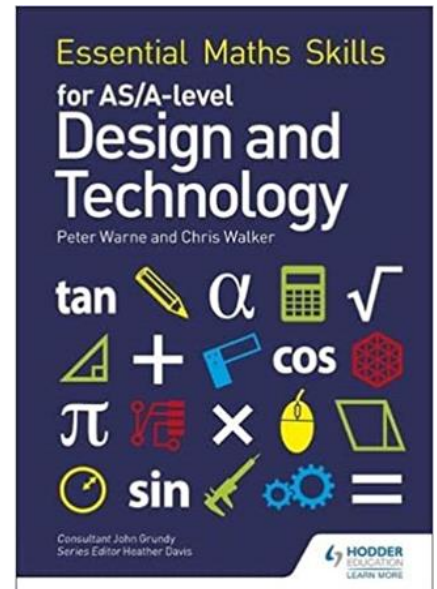
Assessment Booklet

A Level Design Technology

Additional Revision Tasks & Resources

Use the following topic list alongside your workbooks to help prepare for the assessment:

Functionality
Metals
Calculate length
Iterative design process
Design optimisation
Past and present technologies
Calculate upper bound
Estimate
Calculate probability
Ergonomic factors
Calculate length (arc)
Lifecycle assessment (LCA)
Polymers
Polymer manufacturing processes
Quality control checks
Design for Manufacture (DFM)
Calculate speed
Legislative and standards requirements



Assessment Booklet

A Level English Language and Literature

Component 1: Voices in Speech & Writing (2 hours 30 minutes) (SML)

Component 1: Voices in Speech & Writing **2hr 30-minute examination** **50 marks**

Section A

Voices in Speech & Writing: An Anthology
(25 marks)

You will compare one of the anthology texts to an unseen text that shares a similar theme.



Section B

A Streetcar Named Desire
(25 marks)



You will complete an examination question that addresses key themes and/or characters across the play.



Revision Tips: Voices in Speech & Writing: An Anthology

- YouTube: English_Newman
- PPTs on Anthology texts
- How to Structure a Response
- Anthology Revision Grid
- Non-Fiction- Key Conventions Guide
- Anthology (annotations/PAMTC)
- Anthology Record Booklet
- Exam Preparation Booklet

Revision Tips:

A Streetcar Named Desire

The following materials are available via our Microsoft Teams channel:

- ASND Record Booklet
- ASND Evidence Spreadsheet
- ASND Revision Pack
- ASND How to Structure a Response
- ASND Key Context
- ASND- Plot & Context Summary Grid
- ASND- Extract Planning Grids

Additional Resources include:

- ASND York Notes
- ASND Lit Charts (Available via Teams)


Component 1: Section A

- Do I know the PAMTC for each anthology text?
- Do I know the voices created in each text, how they change and why they are evident?
- Do I know the specific evidence from each text that I will select to analyse/demonstrate voice.
- Do I know the genre conventions and how/why they are used?
- Do I know how to structure a response?
- Can I identify/apply appropriate subject terminology?



Component 1: Section B

- Do I know the plot and key events across each scene?
- Do I know the contextual factors that have influenced Williams?
- Do I know the key evidence/analysis for each character/theme?
- Do I know how to structure a response-making links to the extract?



Assessment Booklet

A Level English Language and Literature

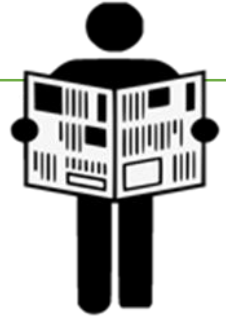
Component 2: Varieties in Language and Literature (2 hours 30 minutes) (LSH)

Component 2: Section A

Society & The Individual: Unseen Non-Fiction Prose
(20 marks)

You will complete an essay question on an unseen
non-fiction text. (AO1-3)

You will spend 1 hour on this section.



A LEVEL



ENGLISH LANGUAGE AND LITERATURE

Component 2: Section B


Society & The Individual: The Great Gatsby & Great
Expectations (30 marks)



You will complete a comparative essay question on
TGG & GE (AO1-4)

You will spend 1 hour 30 minutes on this section.

Revision Materials:

- TGG Excel Grid, Booklets: Extract, Comprehension, Context
- GE Excel Grid, Booklets: Extract, Comprehension, Context
- Lessons: HTSAR, literary theory, critical reception of TGG/ GE
- Subject terminology grid
- Exemplar responses
- Unseen Non-Fiction Prose booklet and lessons



Section A: Unseen Non-Fiction Prose	
A Level: English Language and Literature	
	
Name: _____	
Teacher: _____	
Class: _____	



Assessment Booklet

A Level English Literature

What am I being assessed on?

Component 1: Section A

Othello (35 marks)

You will be assessed on AO1, AO2, AO3 and AO5

Component 1: Section B

A Streetcar Named Desire (25 marks)

You will be assessed on AO1, AO2, and AO3

Component 2

The Supernatural: The Picture of Dorian Gray and Dracula (40 marks)

You will complete a comparative assignment (AO1-AO4)

Component 3: Section A

Poetry of the Decade (30 marks)

You will be assessed on AO1, AO2, AO4

Component 3: Section B

Rossetti (30 marks)

You will be assessed on AO1, AO2, AO3

What revision material should I revise from?

Othello + ASND


The following materials have been sent to you via email and printed for you:

- Knowledge organisers
- Plot Organisers
- Context grids
- Key quotations with analysis
- Example A* essays
- All lessons have been emailed
- Recorded lessons have been given to you

The Picture of Dorian Gray and Dracula

The following materials have been sent to you via email and printed for you:

- Context document
- Example Assignments
- Essay planning grids
- Key quote analysis grids
- How to Structure a Response PPT



Poetry

The following materials have been sent to you via email, are on our Share-Point and printed for you:

- Summaries of all poems
- Context grids (Rossetti)
- Quotations with analysis
- Example A* Essays
- All lessons have been emailed
- Terminology lists
- Booklet with additional unseen poems



How can I revise?

Drama Exam

1. Re-read the two plays including all of your notes
2. Create revision cards detailing what occurs in each act/ scene.
3. Re-read example essays
4. Plan and write essays (LSH will mark/ support)

Prose Exam

1. Re-read key 'texts'
2. Review the 'Key Context' documents
3. Write your responses using these planning grids.
4. Create terminology revision cards

Poetry

Re-read all poems including your notes
Complete the revision tasks for both sections of the exam
Practice analysing unseen poems (booklet)
Memorise context for each Rossetti poem

Assessment Booklet

A Level English Literature

Additional Revision Tasks & Resources

Christina Rossetti

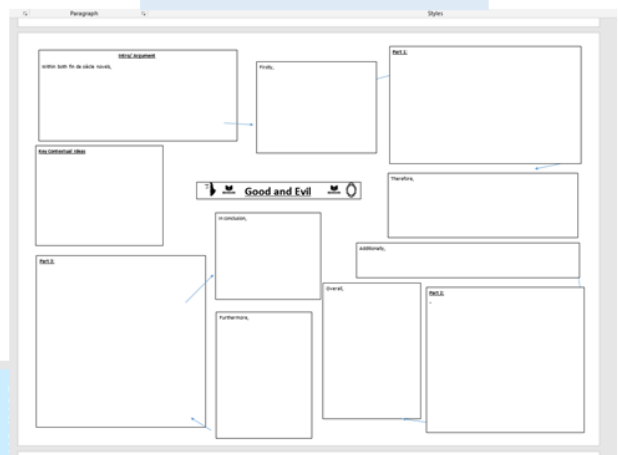
Exam Answers Exemplar Pack

Key Plot Moments - Othello

PLOT	Tragedy / Genre	KEY QUOTES
Act 1	Five acts The first is a preview of the pervasion of Othello. Anastasia's justice I must exile joy and fear in the audience. Hamartia Tragic hero's fatal flaw, usually, too trusting. Death Tragic hero's actions inevitably close their death and that of many other characters. Catharsis The protagonist evokes a purgative effect of emotions for the audience, a sense of justice. This might not be why the case is 'Othello'. Pathos Extends pity and address. High status hero Othello is General of the army. Peripeteia Hero's error leads to their reversal of fortune.	Act 3 sc 3 Iago O beware my lord of jealousy, it is the green-eyed monster which doth mock the meat it feeds on. Act 1 Iago I am not what I am Act 5 sc 3 Desdemona My noble father, I do perceive here a divided duty. Happy for I am black, And have not those soft parts of conversation That chamberlains have; or for I am declined Into the vale of years—yet that's not much— She's gone.
Act 2	Cypriot-Turkish plot Desdemona is defeated. They wait for Othello to return. Cassio tells Montano how well he thinks of Desdemona. Iago talks subtly about women and wives. Othello arrives and declares his love for her. Iago tells Desdemona Desdemona is tired of Othello and wants Cassio. Iago states he wants revenge so he thinks Othello slept with his wife. They celebrate the victory and marriage. Iago persuades Cassio to drink which ends up in Iago attacking Cassio and Cassio attacking Montano. Othello demands Cassio. Iago advises Cassio to speak to Desdemona to get his job back.	Act 3 sc 3 Othello Like the base Indian, three a part away Act 5 sc 1 Iago now, very now, an old black ram is tupping your white ewe Act 1 sc 3 Othello Put out the light, and then put out the light. Most potent, grave, and reverend signiors, / That I have to-night slain / this old man's daughter, it is most true, true, I have married her.
Act 3	THEMES AND SYMBOLS Jealousy Jealousy is Othello's fatal flaw and Iago is jealous too which motivates his revenge. Peripeteia Peripeteia is the time people do not marry for love. Women were the property of their father and transferred to the husband in marriage. Desdemona of the star does not fit the mould. She is a strong-willed girl who chooses her own husband. As the play continues, her voice diminishes. At the end Emilia more experienced woman, gives her voice as men. Iago stands idly by about women e.g. 'Venetian women cheat on their husbands'. Revenge Revenge is Cassio and Othello by Iago. He feels marginalized at not getting the position of lieutenant.	Act 3 sc 3 Othello Excellent wretch! Perdition catch my soul, But do love thee, and when I love thee not, Chance is come again. Act 5 sc 2 Othello From this time forth I never will speak word Act 5 sc 2 Desdemona Nobody, I myself Act 3 sc 4 Emilia They eat us hurly, and when they are full, they belch us.
Act 4	Conflict The play opens with conflict. Iago is presented with a conflicting view of Othello. There are conflicting views of the 'truth' and honesty and of characters themselves. Othello's inner conflict and the conflict of Iago's self. Appearance vs Reality Iago is what he seems to all characters. He is what he is. The handkerchief The handkerchief symbolizes Iago's revenge. It is a symbol of Othello's love and Iago's revenge. It is a symbol of Othello's love and Iago's revenge. It is a symbol of Othello's love and Iago's revenge.	Act 3 sc 3 Othello Excellent wretch! Perdition catch my soul, But do love thee, and when I love thee not, Chance is come again. Act 5 sc 2 Othello From this time forth I never will speak word Act 5 sc 2 Desdemona Nobody, I myself Act 3 sc 4 Emilia They eat us hurly, and when they are full, they belch us.
Act 5	Imagery Imagery is Iago's tool to manipulate Othello. Iago uses animal imagery to describe Desdemona as a 'wench' and a 'wench'. Othello describes Desdemona as 'wench' and a 'wench'. Imagery of light/dark/venom/heat Imagery of light/dark/venom/heat evokes the conflict between good and evil.	Act 3 sc 3 Othello Excellent wretch! Perdition catch my soul, But do love thee, and when I love thee not, Chance is come again. Act 5 sc 2 Othello From this time forth I never will speak word Act 5 sc 2 Desdemona Nobody, I myself Act 3 sc 4 Emilia They eat us hurly, and when they are full, they belch us.



Essay Planning Grids



Key Terminology

Key Vocabulary and Terminology Dramatic Form/ Conventions

Term	Definition
Tragic Genre	A play that typically features a protagonist of high standing who experiences a change in circumstances/ a downfall which evokes pity and catharsis from the audience
Tragic hero	The protagonist of the tragedy who begins the play as a person of high standing (king / nobleman...) and experiences a downfall
Hamartia	The fatal flaw or error within the tragic hero
Anagnorisis	is a moment in a plot or story, specifically a tragedy, wherein the tragic hero either recognizes or identifies his/her true nature, recognizes the other character's true identity, discovers the true nature of his situation, or that of the others – leading to the resolution of the story.
Peripeteia	Peripeteia is a reversal of circumstances, or turning point.
Catharsis	The release of the audience's emotions through empathy with the characters
Pathos	A feeling of pity or sympathy with the characters / tragic events
Machiavellian Villain	Machiavellian is a term used to describe someone whose sole purpose is to manipulate corrupt others for the individual's personal gain.
Vice Character	Vice is a stock character of the medieval morality plays. While the main character of plays was representative of every human being the other characters were represent (and usually named after) personified virtues or vices who sought to win control of the soul. While the virtues in a morality play can be seen as messengers of God, the vice viewed as messengers of the Devil.

Additional Task Documents

Page 1: Drama	Section A: Othello and critical anthology	Section B: A Streetcar Named Desire	Exam Date
Duration	2 hours 25 minutes	Percentage	30%
Revision checklist:			
Tick off as and when you are confident with the following for each section of the exam:			
Othello Checklist	A Streetcar Named Desire Checklist	General	
<input type="checkbox"/> Content – do I know the literary context surrounding Othello and the tragic genre?	<input type="checkbox"/> Content – do I know historical context surrounding A Streetcar Named Desire and how to apply it to the text?	<input type="checkbox"/> Terminology – do I know how to identify a range of dramatic conventions?	
<input type="checkbox"/> Content – do I know the historical context surrounding Othello?	<input type="checkbox"/> Content – do I know political context surrounding A Streetcar Named Desire and how to apply it to the text?	<input type="checkbox"/> Dramatic Structure – am I confident with the structure of tragedy and how to apply this to dramatic texts?	
<input type="checkbox"/> Content – do I know the social and cultural context surrounding Othello, such as attitudes towards race, gender, the supernatural, reputation, custody?	<input type="checkbox"/> Plot – do I know what happens in each Act/Scene?	<input type="checkbox"/> Genre – am I confident when discussing conventions within great tragedy such as pathos, catharsis, anagnorisis, hamartia and applying them to Othello and A Streetcar Named Desire?	
<input type="checkbox"/> Content – do I feel confident discussing the contextual factors of Othello within my work?	<input type="checkbox"/> Setting – do I know the significance of the setting and the set?	<input type="checkbox"/> Essay Planning – am I confident how to approach an exam question and work out what I am expected to do?	
<input type="checkbox"/> Plot – do I know the overall play?	<input type="checkbox"/> Time – am I confident of when the events of the play occurs and how much time is covered throughout the play?	<input type="checkbox"/> Essay Planning – do I know how to structure an exam response and what my answer should include?	
<input type="checkbox"/> Plot – do I know what happens in Act 1?	<input type="checkbox"/> Character – Blanche. Do I know how she is presented at the start, middle and end of the play? Do I know at least 10 questions for her character?	<input type="checkbox"/> Essay Planning – do I know how to structure an exam response and what my answer should include?	
<input type="checkbox"/> Plot – do I know what happens in Act 2?	<input type="checkbox"/> Character – Stanley. Do I know how he is presented at the start, middle and end of the play? Do I know at least 10 questions for his character?	<input type="checkbox"/> Essay Planning – do I know how to structure an exam response and what my answer should include?	
<input type="checkbox"/> Plot – do I know what happens in Act 3?	<input type="checkbox"/> Character – Stella. Do I know how she is presented at the start, middle and end of the play? Do I know at least 10 questions for her character?	<input type="checkbox"/> Essay Planning – do I know how to structure an exam response and what my answer should include?	
<input type="checkbox"/> Plot – do I know what happens in Act 4?	<input type="checkbox"/> Character – Mitch. Do I know how he is presented at the start, middle and end of the play? Do I know at least 10 questions for his character?	<input type="checkbox"/> Essay Planning – do I know how to structure an exam response and what my answer should include?	
<input type="checkbox"/> Plot – do I know what happens in Act 5?	<input type="checkbox"/> Character – Cassio. Do I know how he is presented at the start, middle and end of the play? Do I know at least 10 questions for his character?	<input type="checkbox"/> Essay Planning – do I know how to structure an exam response and what my answer should include?	
<input type="checkbox"/> Plot – do I know what happens in Act 6?	<input type="checkbox"/> Character – Iago. Do I know how he is presented at the start, middle and end of the play? Do I know at least 10 questions for his character?	<input type="checkbox"/> Essay Planning – do I know how to structure an exam response and what my answer should include?	
<input type="checkbox"/> Plot – do I know what happens in Act 7?	<input type="checkbox"/> Character – Desdemona. Do I know how she is presented at the start, middle and end of the play? Do I know at least 10 questions for her character?	<input type="checkbox"/> Essay Planning – do I know how to structure an exam response and what my answer should include?	
<input type="checkbox"/> Plot – do I know what happens in Act 8?	<input type="checkbox"/> Character – Emilia. Do I know how she is presented at the start, middle and end of the play? Do I know at least 10 questions for her character?	<input type="checkbox"/> Essay Planning – do I know how to structure an exam response and what my answer should include?	

Assessment Booklet

A Level History

What am I being assessed on?

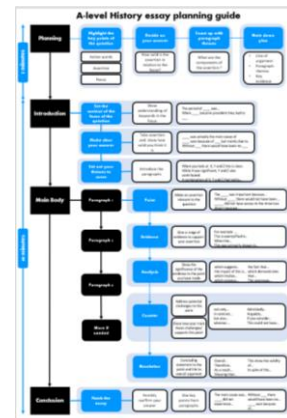
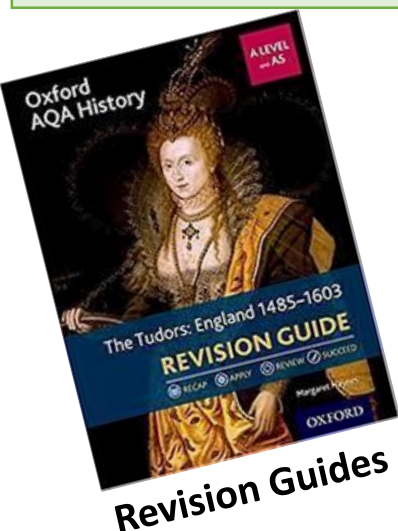
Paper 1C – Tudors

- Henry VII
- Henry VIII
- Mid Tudor Crisis
- Early Elizabeth

Paper 2Q – USA

- Truman
- JFK
- Johnson
- Nixon

What revision material should I revise from?



Essay Structures

Maintaining American World Power

Escalation of the war in Vietnam

When Johnson became President, there were nearly 17,000 American 'advisers' in South Vietnam. By 1968, America had 535,000 ground troops there but was no closer to defeating the Communists.

Johnson continued the US involvement in Vietnam because:

- he believed in containment and the domino theory
- The United States had staked its image and prestige on support of the 'state' of South Vietnam that Eisenhower had created and promised to sustain through SEATO
- the Kennedy administration had colluded in the assassination of the South Vietnamese leader Diem and Johnson rightly said this morally locked America in Vietnam
- Johnson felt constitutionally and emotionally bound to continue the policies of the late elected President and to keep Kennedy's advisers, all of whom urged continuation of the involvement, e.g. McNamara and Rusk
- Diem's successors were still not defeating the Communists

Knowledge Packs

How can I revise?

1. RAG Knowledge of the monarchs
2. Create Essay plan for possible Questions
3. Create revision cards from knowledge organisers and booklets

1. RAG knowledge of on Presidents
2. Create Essay plans for possible questions
3. Use knowledge Booklets.

Assessment Booklet

A Level History

Additional Revision Tasks & Resources

<p>"Henry VIII's actions as King destroyed Henry VII's legacy." Assess the validity of this view of the years 1485 to 1514</p>	
<p>INTRODUCTION- establish thread of argument</p>	
<p>Agree / Valid</p>	<p>Disagree / Not valid</p>
<p>1</p>	<p>1</p>
<p>2</p>	<p>2</p>
<p>3- LINKING FACTOR</p>	<p>3-LINK TO JUDGEMENT</p>
<p>JUDGEMENT- return to thread of argument</p>	

Task:

Use past questions from class charts to plan answers.

Assessment Booklet

A Level Maths

What am I being assessed on?

Pure Maths

Chapter 12: Algebra 2 (except proof)
Chapter 13: Sequences
Chapter 14: trigonometric identities
Chapter 15: Differentiation 2
Chapter 16: Integration(Except differential equations)

Applied Maths

Chapter 20: Probability and CRV's.
Chapter 21: Hypothesis Testing 2

What revision material should I revise from?

- Past Papers
- Textbook
- www.aqa.org.uk
- www.kerboodle.com
- www.integralmaths.org
- www.examsolutions.net
- www.drfrstmaths.com



How can I revise?

- Make notes from the summary sections at the end of each chapter.
- Complete a past exam questions then mark it using the mark scheme.
- Practice questions from the exercises in the book, use the worked solutions on Kerboodle.
- Use the additional notes and exercises on integral maths to consolidate.
- Watch the videos going through exam questions on www.examsolutions.net
- Work through the relevant powerpoints on www.drfrstmaths.com

Assessment Booklet

A Level Maths

Additional Revision Tasks & Resources

Binomial series

$$(a+b)^n = a^n + \binom{n}{1}a^{n-1}b + \binom{n}{2}a^{n-2}b^2 + \dots + \binom{n}{r}a^{n-r}b^r + \dots + b^n \quad (n \in \mathbb{N})$$

$$\text{where } \binom{n}{r} = {}^nC_r = \frac{n!}{r!(n-r)!}$$

$$(1+x)^n = 1 + nx + \frac{n(n-1)}{1.2}x^2 + \dots + \frac{n(n-1)\dots(n-r+1)}{1.2\dots r}x^r + \dots \quad (|x| < 1, n \in \mathbb{Q})$$

Arithmetic series

$$S_n = \frac{1}{2}n(a+l) = \frac{1}{2}n[2a + (n-1)d]$$

Geometric series

$$S_n = \frac{a(1-r^n)}{1-r}$$

$$S_\infty = \frac{a}{1-r} \quad \text{for } |r| < 1$$

Trigonometry: small angles

For small angle θ , measured in radians:

$$\sin \theta \approx \theta$$

$$\cos \theta \approx 1 - \frac{\theta^2}{2}$$

$$\tan \theta \approx \theta$$

Trigonometric identities

$$\sin(A \pm B) = \sin A \cos B \pm \cos A \sin B$$

$$\cos(A \pm B) = \cos A \cos B \mp \sin A \sin B$$

$$\tan(A \pm B) = \frac{\tan A \pm \tan B}{1 \mp \tan A \tan B} \quad (A \pm B \neq (k + \frac{1}{2})\pi)$$

Differentiation

$f(x)$	$f'(x)$
$\tan x$	$\sec^2 x$
$\operatorname{cosec} x$	$-\operatorname{cosec} x \cot x$
$\sec x$	$\sec x \tan x$
$\cot x$	$-\operatorname{cosec}^2 x$
$\frac{f(x)}{g(x)}$	$\frac{f'(x)g(x) - f(x)g'(x)}{(g(x))^2}$

Differentiation from first principles

$$f'(x) = \lim_{h \rightarrow 0} \frac{f(x+h) - f(x)}{h}$$

Mechanics

Constant acceleration

$$s = ut + \frac{1}{2}at^2 \quad \mathbf{s} = \mathbf{u}t + \frac{1}{2}\mathbf{a}t^2$$

$$s = vt - \frac{1}{2}at^2 \quad \mathbf{s} = \mathbf{v}t - \frac{1}{2}\mathbf{a}t^2$$

$$v = u + at \quad \mathbf{v} = \mathbf{u} + \mathbf{a}t$$

$$s = \frac{1}{2}(u+v)t \quad \mathbf{s} = \frac{1}{2}(\mathbf{u}+\mathbf{v})t$$

$$v^2 = u^2 + 2as$$

Probability and statistics

Probability

$$P(A \cup B) = P(A) + P(B) - P(A \cap B)$$

$$P(A \cap B) = P(A) \times P(B|A)$$

Assessment Booklet

A Level Further Maths

What am I being assessed on?

Paper 1 – Applied

Chapter 11 - Hypothesis Testing +
Contingency tables
Chapter 27 – Hypothesis Testing
+ t-test
Chapter 28 – Graphs + Networks
Chapter 29 – Critical Path Analysis 2
Chapter 30 – Linear Programming and Game
theory 2

Paper 2 Pure

Chapter 16 - Complex Numbers 2
Chapter 17.2 – Maclaurin series
Chapter 18 - Curve Sketching 2
Chapter 19 – Inverse trig/reduction
Chapter 21 – Numerical Methods
Chapter 22 – Matrices 2
Chapter 23 - Vectors 2

What revision material should I revise from?

- Past Papers
- Textbook
- www.aqa.org.uk
- www.kerboodle.com
- www.integralmaths.org
- www.examsolutions.net
- www.dr frostmaths.com



How can I revise?

- Make notes from the summary sections at the end of each chapter.
- Complete a past exam questions then mark it using the mark scheme.
- Practice questions from the exercises in the book, use the worked solutions on Kerboodle.
- Use the additional notes and exercises on integral maths to consolidate.
- Watch the videos going through exam questions on www.examsolutions.net
- Work through the relevant powerpoints on www.dr frostmaths.com

Assessment Booklet

A Level Further Maths

Additional Revision Tasks & Resources

$f(x)$	$\int f(x) dx$
$\tanh x$	$\ln \cosh x + c$
$\frac{1}{\sqrt{a^2 - x^2}}$	$\sin^{-1}\left(\frac{x}{a}\right) + c \quad (x < a)$
$\frac{1}{a^2 + x^2}$	$\frac{1}{a} \tan^{-1}\left(\frac{x}{a}\right) + c$
$\frac{1}{\sqrt{x^2 - a^2}}$	$\cosh^{-1}\left(\frac{x}{a}\right) \text{ or } \ln\{x + \sqrt{x^2 - a^2}\} + c \quad (x > a)$
$\frac{1}{\sqrt{a^2 + x^2}}$	$\sinh^{-1}\left(\frac{x}{a}\right) \text{ or } \ln\{x + \sqrt{x^2 + a^2}\} + c$
$\frac{1}{a^2 - x^2}$	$\frac{1}{2a} \ln \left \frac{a+x}{a-x} \right = \frac{1}{a} \tanh^{-1}\left(\frac{x}{a}\right) + c \quad (x < a)$
$\frac{1}{x^2 - a^2}$	$\frac{1}{2a} \ln \left \frac{x-a}{x+a} \right + c$

Numerical solution of equations

The Newton-Raphson iteration for solving $f(x) = 0$: $x_{n+1} = x_n - \frac{f(x_n)}{f'(x_n)}$

Numerical integration

The trapezium rule: $\int_a^b y \, dx \approx \frac{1}{2} h \{(y_0 + y_n) + 2(y_1 + y_2 + \dots + y_{n-1})\}$, where $h = \frac{b-a}{n}$

Complex numbers

$$[r(\cos \theta + i \sin \theta)]^n = r^n(\cos n\theta + i \sin n\theta)$$

The roots of $z^n = 1$ are given by $z = e^{\frac{2\pi ki}{n}}$, for $k = 0, 1, 2, \dots, n-1$

Maclaurin's series

$$f(x) = f(0) + xf'(0) + \frac{x^2}{2!}f''(0) + \dots + \frac{x^r}{r!}f^{(r)}(0) + \dots$$

$$e^x = \exp(x) = 1 + x + \frac{x^2}{2!} + \dots + \frac{x^r}{r!} + \dots \quad \text{for all } x$$

$$\ln(1+x) = x - \frac{x^2}{2} + \frac{x^3}{3} - \dots + (-1)^{r+1} \frac{x^r}{r} + \dots \quad (-1 < x \leq 1)$$

$$\sin x = x - \frac{x^3}{3!} + \frac{x^5}{5!} - \dots + (-1)^r \frac{x^{2r+1}}{(2r+1)!} + \dots \quad \text{for all } x$$

$$\cos x = 1 - \frac{x^2}{2!} + \frac{x^4}{4!} - \dots + (-1)^r \frac{x^{2r}}{(2r)!} + \dots \quad \text{for all } x$$

Hyperbolic functions

$$\cosh^2 x - \sinh^2 x = 1$$

$$\sinh 2x = 2 \sinh x \cosh x$$

$$\cosh 2x = \cosh^2 x + \sinh^2 x$$

$$\cosh^{-1} x = \ln\{x + \sqrt{x^2 - 1}\} \quad (x \geq 1)$$

$$\sinh^{-1} x = \ln\{x + \sqrt{x^2 + 1}\}$$

$$\tanh^{-1} x = \frac{1}{2} \ln\left(\frac{1+x}{1-x}\right) \quad (|x| < 1)$$

In your Spring Mocks, you are going to be completing a **FULL** Component 1 exam and a **FULL** Component 2 exam.

Component 1 [90 marks, 2 hours 15 minutes]

1. **Representation [30 marks]** - Tide OR Kiss of the Vampire compared to an unseen text
2. **Media Language [15 marks]** - Unseen text
3. **Industry [25 marks]** - The Daily Mirror AND The Times
4. **Audiences [20 marks]** - Assassin's Creed AND Tide

Component 2 [90 marks, 2 hours 30 minutes]

1. **Section A (TV)** = Black Mirror and The Returned [30 marks]
2. **Section B (Magazines)** = Adbusters [15 marks] and Woman [15 marks]
3. **Section C (Online)** = KSI and Attitude [30 marks]

How can I revise?

1. Use the **knowledge organisers** for both Component 1 and Component 2 to make flash cards/mind-maps etc. These are available as a print copy, on ClassCharts and have been emailed to your parents/carers.
2. Learn the **prepared essay plans** for each question. These are available on ClassCharts and have been emailed to your parents/carers.
3. Use the **structured revision task resource** to help you structure your revision – this will help you revise effectively and efficiently. This is available as a print copy, on ClassCharts and have been emailed to your parents/carers.
4. Use Mrs Fisher's revision videos: <https://www.youtube.com/channel/UCUKrxp4BcJrGLzmqAhCjASg>

Assessment Booklet

A Level Physics

What am I being assessed on?

Paper 1 - 2 hours (83 marks)

Long and short answer and multiple choice questions, including a practical style question on:

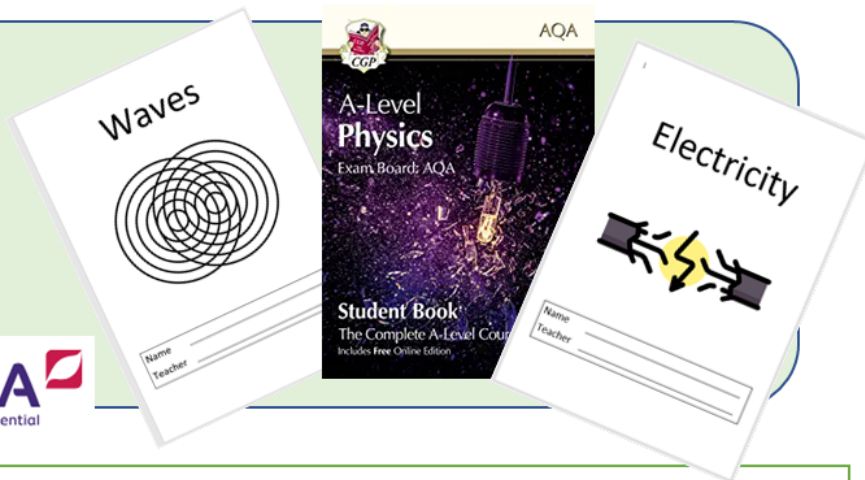
1. Measurements and their errors
2. Particles and radiation
3. Waves
4. Mechanics and materials
5. Electricity
6. Further Mechanics

Paper 2 - 2 hours (83 marks)

7. Further mechanics and thermal physics
8. Fields and their consequences
9. Nuclear physics

What revision material should I revise from?

- Text book
- Class notes
- UpLearn
- Work booklets
- Exam questions
- Websites



How can I revise?

1. **Revise** – make revision flash cards, mind maps and summary notes to revise the key concepts.
2. **Test** – Use the flash cards and drill questions in your text book and work books to test your knowledge.
3. **Apply** – Use past questions to help you to practice applying your knowledge. Use the mark schemes to help you check and improve your answers

Assessment Booklet

A Level Physics

Additional Resources

Websites



<https://web.uplearn.co.uk/learn>



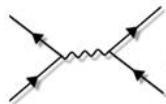
<https://www.physicsandmathstutor.com/physics-revision/a-level-aqa/>



https://www.cyberphysics.co.uk/key_stage/KS5.htm



<https://www.alevelphysicsonline.com/students>



A Level Physics Online

Video Tutorials and Resources

<https://kuizical.com/>



<https://app.senecalearning.com/courses?Price=Free&Age+Group=A+Level&Subject=Physics>



Assessment Booklet

A Level Psychology

What am I being assessed on?

CONTENT

Paper 1: 2 hours: 96 marks: Social Influence, Memory, Attachment, Psychopathology.

Paper 2: 2 hours: 96 marks: Approaches, Biopsychology and Research Methods.

Paper 3: 1 hour: 48 marks: Schizophrenia + Aggression

SKILLS

The test will include assessment on all skills:

A01 – Description

A02 – Application

A03 – Evaluation

What revision material should I revise from?

TEXTBOOKS AND CLASS BOOKLETS:

- 1) AQA Psychology for A level textbook – Year 1 and 2
- 2) Revision Guide - AQA Psychology for A level – Year 1 and 2
- 3) Class Booklets and notes
- 4) Tutor2U revision guides
- 5) Tutor2U perfecting exam technique, student guide
- 6) Revision mind maps
- 7) Past paper questions and mark schemes booklets, also found on AQA website.

WEBSITES:

- 1) Online textbook: AQA Psychology for A level – Year 1 and AS (2nd Ed) (Use log in and password given to you).
- 2) Revision apps – go to the website below For links to the app store
www.illuminatepublishing.com/psychapp

OTHER WEBSITES:

- 3) <https://www.tutor2u.net/psychology>
- 4) <https://senecalearning.com>
- 5) <https://www.aqa.org.uk>

How can I revise?

STEPS FOR SUCCESS:

STEP 1 – Using the checklists given to you in class, ensure that you have made detailed revision cards/notes on each section of the assessment. Ensure that you understand everything, if not, clarify the content using your textbook, a website, ask a classmate or ask me.

STEP 2 - Create a mind map/complete mind map template for each of the specification's bullet points (in the green box at the top left corner of each double spread of the textbook) - ensure key terminology is included. This will enable you to see the key components of the topic, and how it fits together.

STEP 3 – Learn the detail for each sub- section of the topic area by reading the revision cards, writing out the content, verbally explaining it to a classmate and then test yourself by writing out the content. Check your accuracy and detail. Put those revision cards where your knowledge is less secure at the top of the pile and review them more often. Repeat this process until you know everything!

STEP 4 – Once you believe you know a subsection, complete the relevant exam questions section in your exam question booklet. Then check your answers against the mark scheme. Ensure that you have included the appropriate detailed content and have used the skills required.

STEP 5 – Practise writing answers under timed conditions.

STEP 6 – Review your revision cards regularly. Always start with the least secure topics/parts.

Assessment Booklet

A Level Psychology

REVISION TIP EXTRA: Make a timetable

REVISION TIMETABLE

WEEK	Subject	Subject	Subject	Subject	Subject	Subject	TOTAL
Monday	Topic (1 hour)				Topic (1 hour)		2 hours
Tuesday		Topic (1 hour)	Topic (1 hour)			Topic (1 hour)	3 hours
Wednesday				Topic (1 hour)	Topic (1 hour)		2 hours
Thursday		Topic (1 hour)				Topic (1 hour)	2 hours
Friday			Topic (1 hour)				1 hour
Saturday			Topic (1 hour)			Topic (1 hour)	2 hours
Sunday		Topic (1 hour)		Topic (1 hour)			2 hours
TOTAL	1 hour	2 hours	2 hours	2 hours	2 hours	2 hours	14 hours

REVISION TIP EXTRA: SKILLS EXPLAINED

WHAT AM I BEING ASSESSED ON?

- Assessment Objectives (AO)

Assessment Objective	Formal specification language	Student friendly language
AO1	Demonstrate knowledge and understanding of scientific ideas, processes, techniques and procedures.	Basic descriptions of studies and theories. This includes figures and facts. (Aim, procedure, findings and conclusion)
AO2	Apply knowledge and understanding of scientific ideas, processes, techniques and procedures: <ul style="list-style-type: none">• in a theoretical context• in a practical context• when handling qualitative data• when handling quantitative data.	Essentially, you're becoming a psychologist and explaining how a situation works with your knowledge. These can be single questions or several linking questions.
AO3	Analyse, interpret and evaluate scientific information, ideas and evidence, including in relation to issues, to: <ul style="list-style-type: none">• make judgements and reach conclusions• develop and refine practical design and procedures.	The evaluation of your essay. The positive/negative aspects of the theory, supporting or opposing evidence, links to any psychological debates.

Assessment Booklet A Level Psychology

REVISION TIP EXTRA: EVALUATION AND APPLICATION

Dos and Don'ts for AS/A-level Psychology



**KEEP CALM AND ENJOY YOUR
PSYCHOLOGY!**
Good Luck!

Assessment Booklet

A Level Religious Studies

What am I being assessed on?

- ☐ Component 1 Philosophy (year 12/13)
- ☐ Component 2 Ethics (year 12/13)

AO1 – 40%

Demonstrate knowledge and understanding of religion and belief, including: • religious, philosophical and/or ethical thought and teaching • influence of beliefs, teachings and practices on individuals, communities and societies • cause and significance of similarities and differences in belief, teaching and practice • approaches to the study of religion and belief

AO2- 60%

Analyse and evaluate aspects of, and approaches to, religion and belief including their significance, influence and study

Exam board: OCR
2 papers 120 mins each
Answer Three exam questions out of a choice of 4 for each component (40 mins each)

What revision material should I revise from? The following resources available on TEAMS

- ✓ PLCs for both topics to be assessed
- ✓ Exam questions for independent revision
- ✓ Key terms and definitions glossary
- ✓ Revision clock
- ✓ Essay planning and Lines of Argument revision support
- ✓ Workbooks for all topics
- ✓ Seneca revision quizzes for all topics



How can I revise?

- Ensure folder is organised
- Create mindmap/brain dump for both topics
- Complete essay plans for all past paper questions using LOAs and essay planning template
- Complete AO1 and 2 tasks from the revision guide

Assessment Booklet

A Level Religious Studies

Additional Revision Tasks & Resources

- ✓ Organise revision notes
- ✓ Complete PLCs
- ✓ Complete topics on Seneca
- ✓ Create flash cards with key terms/scholars on
- ✓ Create mind maps of topic areas
- ✓ Complete a revision clock for each topic timing yourself 5 minutes per section
- ✓ Complete the workbooks for each topic

Revision webinars on YouTube:

Philosophy:

<https://www.youtube.com/watch?v=ZVq7UTNnsUA>

<https://www.youtube.com/watch?v=0hB8GJ4ynOw>



Ethics:

<https://www.youtube.com/watch?v=VQm18iz9gq4>

<https://www.youtube.com/watch?v=-PxAo4Lmgf0>

DCT:

<https://www.youtube.com/watch?v=fOpnbHozOTY>

<https://www.youtube.com/watch?v=ghDRgobLXZY>

Assessment Booklet A Level Sociology

What am I being assessed on?

You will be completing the following:

- Paper 3: Crime and deviance with Theory and Methods (2 hours)
- Paper 2: Families and households (1hour)

Topics to revise:

- Crime and deviance
- Theory and methods
- All of Families and households

TOPIC A2 FAMILIES & HOUSEHOLDS (40)
Q Outline and explain two(10 marks)
Q Item: Analyse two....(10 marks)
Q Item: Evaluate the view that....(20 marks)

CRIME AND DEVIANCE (50)
Q1 Outline two ways... (4 marks)
Q2 Outline three reasons..... (6 marks)
Q3 Item: Analyse two reasons why....(10 marks)
Q4 Item: Evaluate the usefulness of (e.g. functionalist approach)... (30 marks)
THEORY AND METHODS (30)
Q5 Outline and explain two....(10 marks)
Q6 Item: Evaluate the usefulness (20 marks)

What revision material should I revise from?

You will have been given a revision pack which contains:

- ☐ PLC for both papers
- ☐ Exam questions for independent revision
- ☐ Key terms and definitions/ glossary
- ☐ Empty keywords/concept A3 sheet
- ☐ Revision checklist for topics
- ☐ Workbooks



How can I revise?

- ☐ Ensure revision is organised
- ☐ Create revision mindmaps on each topic
- ☐ Create flashcards for sociologists and their theories
- ☐ Ensure you are completing self timed essays.
- ☐ Use the structure sheet guidance to help with how to develop and structure your answers
- ☐ Complete practice questions
- ☐ Use the revision booklet that has been provided
- ☐ Use hectic teacher knowledge organiser (see example)
- ☐ Complete seneca tasks

Assessment Booklet

A Level Sociology

Additional Revision Tasks & Resources

Useful Revision websites:

Napier Press Workbooks www.napierpress.com/book-one-workbooks

Workbooks for all topics which can be used alongside the Napier textbook which majority of you have.

•**S-Cool** <http://www.s-cool.co.uk/a-level/sociology>

Excellent for revision. Lots of essay-style questions to practice and chapter summaries which are helpful for recapping.

•**Sociology Revise** www.sociology.org.uk/drevise.htm

Another great revision site that provides lots of helpful resources for students, such as revision cards, maps and diagrams.

•**Sociology Stuff** www.sociologystuff.com

A website of resources written and created by Steve Chapman (one of the authors from the textbook used in lessons)

•**Rachael's Sociology** www.rachelsociology.synthasite.com

A home-made site, but still contains a lot of useful resources (mostly in Word format). Concentrates mainly on crime and education.

•**Sociology.org** www.sociology.org.uk

A site that provides a very useful collection of links, which are helpfully organised by topic.

•**Sociology Online** www.sociologyonline.co.uk

A site that is less formal and contains lots of facts, quizzes and crosswords to aid sociology revision

•**Get Revising** <http://getrevising.co.uk/>

Although not sociological-specific, and it takes a minute to subscribe, this site is really good if you want to create your own revision resources

Assessment Booklet

A Level Law

What am I being assessed on?

Paper 1

1.5 hours

**Parliamentary and European
law making
Delegated legislation
Statutory interpretation
Judicial precedent
Civil Courts
Criminal process
Access to justice and funding
Legal personnel**

Paper 2

1.5 hours



Tort Law

- Liability in negligence
- Occupiers' liability
- Torts connected to land
- Vicarious liability
- Defences
- Remedies


Criminal Law

- Fatal Offences against the Person
- Non-fatal Offences against the person
- Theft
- Robbery
- Burglary
- insanity
- intoxication
- Automatism
- Mistake
- Self-defence
- Duress by threat
- Duress of circumstances
- Necessity
- Consent
- Preliminary offences of attempt

What revision material should I revise from?



- Create a revision resource for each topic e.g. mind map, poster, revision cards
- Vary your revision techniques e.g. explain concepts to another person, write notes, watch videos or listen to podcasts
- Work in pairs to ask and
- Answer questions then swap over
- Answer practice exam questions and mark using the mark scheme



LEARN YOUR CASES!

Assessment Booklet

A Level Law

Additional Revision Tasks & Resources:

All law students have access to the law SharePoint website, this The website has all the materials and resources they will need for the entire year.

SharePoint

Search this site

L

LAW

Home Documents Pages Site contents Year 12 Year 13 Extra-Curricular: Events and Competitions Edit

★ Following Share

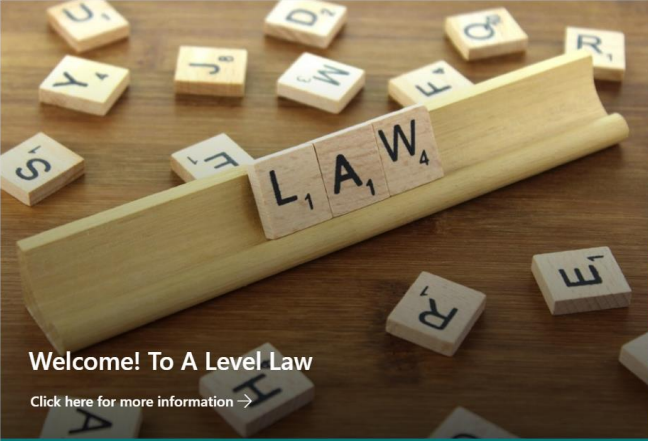
+ New

Page details

Analytics


Published 06/10/2022

Edit




Welcome! To A Level Law


Click here for more information →




Year 12 Law



Year 13 Law



Extra-Curricular: Events and Competitions



The Cornell Note-taking System

This A Level Law Course includes the study of the nature of law and the English legal system (25%), one area of private law, law of tort (25%), one area of public law [criminal law (25%)] and one further area of law, Law of contract, (25%).

Legal skills are an intrinsic part of this specification.

This Course requires learners to construct clear, concise and logical legal arguments which are substantiated by legal authority, using appropriate legal terminology. In addition, learners are required to construct a persuasive argument including instances where they have recognised that there are no clear legal precedents or conflicting precedents to solve a problem.

This specification requires learners to analyse and critically evaluate legal issues by identifying different perspectives, being able to support their identification of the strongest viewpoint and demonstrating the ability to counter alternative viewpoints.

Assessment Law Feedback...

elawStudent - AS/A2 English ...

Past Papers and Marking...

AS and A Level Law | Eduqas

Login Details for Elawstudents

email: august@e-lawstudent.com

password: lazydays (one word)

A* to E

A159QS	LAW	200	166	148	126	104	82	60
Component 1	The Nature of Law and the English Legal System	50	43	38	34	30	25	19
Component 2	Substantive Law in Practice	75	64	57	49	39	31	23
Component 3	Perspectives of Substantive Law	75	64	53	44	35	26	18

Grade Boundaries

Assessment objectives and weightings

Below are the assessment objectives for this specification.

- AO1** Demonstrate knowledge and understanding of the English legal system and legal rules and principles
- AO2** Apply legal rules and principles to given scenarios in order to present a legal argument using appropriate legal terminology
- AO3** Analyse and evaluate legal rules, principles, concepts and issues The table below shows the weighting of each assessment objective for each component and for the qualification as a whole.

Assessment Booklet

Criminology

What am I being assessed on?

Unit 4

Processes used for law making both

- government processes
- judicial processes

The organisation of the criminal justice system in England and Wales


- police
- law creation
- courts
- formal punishment
- relationships

Models of criminal justice

- due process
- crime control

What revision material should I revise from?

- Create a revision resource for each topic e.g. mind map, poster, revision cards
- Vary your revision techniques e.g. explain concepts to another person, write notes, watch videos or listen to podcasts
- Work in pairs to ask and
- Answer questions then swap over
- Answer practice exam questions and mark using the mark scheme



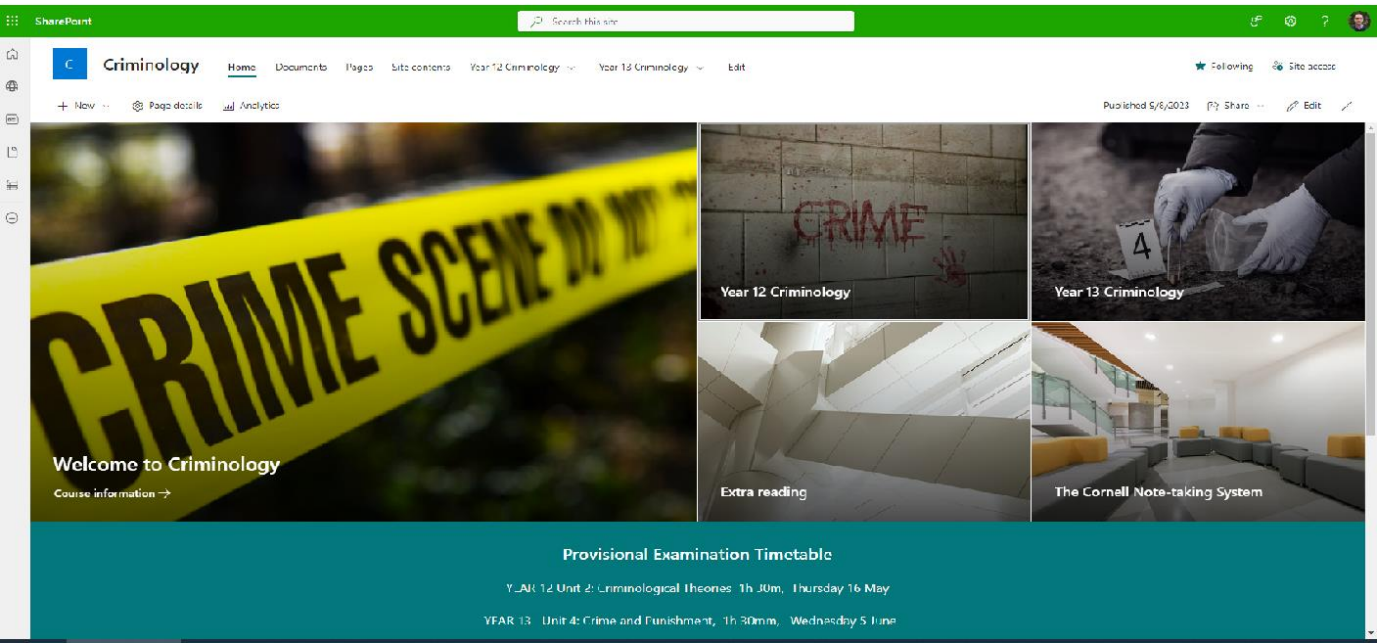
LEARN YOUR CASES!

Assessment Booklet

Criminology

Additional Revision Tasks & Resources:

All law students have access to the Criminology SharePoint website, this The website has all the materials and resources they will need for the entire year.



Learning outcomes	Assessment criteria	Marks	%
LO1	AC1.1 Describe processes used for law making	19-26	25-35%
	AC1.2 Describe the organisation of the criminal justice system in England and Wales		
	AC1.3 Describe models of criminal justice		

