

# Cardinal Newman Catholic School

Holy Cross Catholic Multi Academy Company

## YEAR 12



## Spring Assessment Preparation Booklet

Name:

“Knowledge through the light of faith”



CARDINAL  
NEWMAN  
CATHOLIC SCHOOL

# Introduction

Dear Parents/Carers and Students

## Re: Spring Assessments

This year we will administer three assessment seasons within the school year. At the end of the Autumn term, students completed their Autumn assessments. Students will complete their Spring assessments before Easter and the final assessment season is towards the end of the Summer term. These assessments will be used by teachers to identify strengths and any areas where more support may be needed. Students also have the opportunity to reflect on their progress and to set targets for moving forward.

As with the Autumn assessments, the results of the upcoming Spring assessments will be shared with students and parents in a progress review report at the end of the term. Students will receive a report which details the percentage outcome from each assessment alongside the average percentage outcome for the class. This will enable parents to assess progress alongside the average outcome for the class and to see if your child is progressing at the expected standard for the group following the learning covered. More information will be provided alongside the assessment outcome results later in the term.

We want students to have the opportunity to be fully prepared for their assessments and have organised this booklet to help support revision and organisation of time. The Spring assessments will begin on **Monday 26th February until Friday 8th March 2024**. Teachers will advise students on how to use this booklet in lessons. It can also be used to help students study at home to help remember and recall information. As such, it is vitally important that students bring this booklet into school every day to use in lessons as well as home.

We recognise that sometimes assessment season can cause some students to feel anxious or stressed. If you have any concerns or worries please contact the Head of Year via the school telephone or email below.

We want this to be a positive experience that supports and develops the skills and resilience in preparation for future examinations. If you need any further support, guidance or information please do not hesitate in contacting us.

Yours faithfully

**Miss L Mohan**  
**Head of Sixth Form**  
Email: [lucy.mohan@cncs.school](mailto:lucy.mohan@cncs.school)



**Ms E O'Connor**  
**Headteacher**  
Email: [Emma.french@cncs.school](mailto:Emma.french@cncs.school)

# Timetable

Step One: Highlight your assessments



Spring Assessments: Week 1				
Monday 26 <sup>th</sup> February (AM)	Tuesday 27 <sup>th</sup> February (AM)	Wednesday 28 <sup>th</sup> February (AM)	Thursday 29 <sup>th</sup> February (AM)	Friday 1 <sup>st</sup> March (AM)
Biology		Computer Science		Maths
Business		Chemistry		Psychology
History		Media		

Spring Assessments: Week 2				
Monday 4 <sup>th</sup> March (AM)	Tuesday 5 <sup>th</sup> March (AM)	Wednesday 6 <sup>th</sup> March (AM)	Thursday 7 <sup>th</sup> March (AM)	Friday 8 <sup>th</sup> March (AM)
	English Lang/Lit		Law	
	English Literature		Religious Studies	
	Art & Photography		Physics	
			Product Design	

Step Two: Using your school timetable and assessment timetable, create your assessment schedule below:

Date <i>(e.g. Mon 26th February)</i>	Period <i>E.g. P2</i>	Assessment <i>E.g. English</i>	Topic <i>E.g. Transactional Writing</i>

# Assessment Booklet


## A Level Biology

### What am I being assessed on?

- All content covered up to the exam including;
- Biological Molecules
- Cell structure and division
- Cell membranes
- Cells and the immune system
- Exchange and transport systems
- DNA, RNA and protein synthesis

### What revision material should I revise from?

- Class notes and folders
- Textbook
- PIXL PowerPoints and KnowIT questions on ClassCharts
- Online revision videos
- Past exam questions and pitstops
- Online revision websites
- Homework booklets
- Up Learn



### How can I revise?

- Make revision posters to summarise content
- Make revision cards with questions on the back to test yourself
- Answer the KnowIT/GraspIT PIXL questions
- Watch videos and summarise afterwards
- Review past exam questions

# Assessment Booklet

## A Level Biology

### Additional Revision Tasks & Resources

General revision websites

<https://www.savemyexams.co.uk/a-level/biology/aqa/17/revision-notes/>

<https://www.savemyexams.co.uk/a-level/biology/aqa/17/revision-notes/>

<https://www.physicsandmathstutor.com/biology-revision/a-level-aqa/>

Biological molecules

[https://www.youtube.com/watch?v=QcdBiD2lcbs&list=RDLVQcdBiD2lcbs&start\\_radio=1&rv=QcdBiD2lcbs&t=0](https://www.youtube.com/watch?v=QcdBiD2lcbs&list=RDLVQcdBiD2lcbs&start_radio=1&rv=QcdBiD2lcbs&t=0)

Cells

<https://www.youtube.com/watch?v=ue01Vjvh6o4&list=RDLVQcdBiD2lcbs&index=2>

Exchange

<https://www.youtube.com/watch?v=J8MVOwbzW14>

# Assessment Booklet

## A level Business

### Which topics will be assessed?

For the Spring Assessment you will be completing AS Paper 1 Marketing and People which covers all of the work for Theme 1 completed in class between September and January.

The topics to revise are as follows: -


1. Meeting customer needs: Introduction to marketing, the market, market research and market positioning
2. The Market: Demand, supply, markets and equilibrium, price elasticity of demand and income elasticity of demand
3. Marketing Mix and strategy: Product and service design, branding and promotion, pricing strategies, distribution, product life cycle and portfolio and marketing strategy
4. Managing People: introduction to managing people, approaches to staffing, recruitment, selection and training, organisational design, motivation in theory, motivation in practice and leadership
5. Entrepreneurs and Leaders: role of an entrepreneur, entrepreneurial motives and characteristics, business objectives, forms of business, business choices and moving from entrepreneur to leader

### What revision materials should I use?

Class notes

Revision notes

Past exam questions provided by your teachers





# Assessment Booklet

## A Level Chemistry

### What am I being assessed on?

#### Paper 1 – 1hour

*Long and short answer questions, and multiple-choice questions on:*

#### **Physical Chemistry**

- Atomic structure
- Amount of substance
- Bonding
- Energetics
- Kinetics

#### Paper 1 – 30 minutes



*Long and short answer questions, and multiple-choice questions on:*

#### **Organic Chemistry**

- Nomenclature
- Isomerism
- Alkanes
- Halogenoalkanes

### What revision material should I revise from?

- Text book
- Class notes
- Work booklets
- Exam questions
- Websites



### How can I revise?

1. **Revise** – make revision flash cards, mind maps and summary notes to revise the key concepts (e.g. reaction mechanisms).
2. **Test** – Use the flash cards and drill questions in your text book and work books to test your knowledge.
3. **Apply** – Use past questions to help you to practice applying your knowledge. Use the mark schemes to help you check and improve your answers

# Assessment Booklet

## A Level Chemistry

### Additional Resources

#### Websites

<https://web.uplearn.co.uk/learn>



<https://chemrevise.org/revision-guides/>

**chemrevise**

Resources for A-level and GCSE Chemistry

<https://www.chemguide.co.uk/>

**chemguide**

Helping you to understand  
Chemistry

<https://www.a-levelchemistry.co.uk/aqa-a-level-chemistry.html>

A-Level Chemistry

HOME SPECIFICATIONS VIDEOS BOOKS EXTRA RESOURCES CONTACT REVISION CARDS

<https://kuizical.com/>



<https://app.senecalearning.com/courses?Price=Free&Age+Group=A+Level&Subject=Chemistry>



<https://www.docbrown.info/page13/page13.htm>

**Doc Brown's Chemistry**

Advanced Level Chemistry Study Revision Notes and Quizzes -  
worksheets



# Assessment Booklet

## A Level Design Technology

### What am I being assessed on?

You will be assessed on a paper 1 – Principles of Product Design  
This paper is set out through four sets of questions. You will be required to:

- Analyse existing products
- Demonstrate applied mathematical skills
- Demonstrate your technical knowledge of materials, product functionality, manufacturing processes and techniques
- Demonstrate your understanding of wider social, moral and environmental issues that impact on the design and manufacturing industries.

### What revision material should I revise from?

- [www.youtube.com](https://www.youtube.com) – search how it's made and then the name of the product you want to understand
- See revision PowerPoints and information sheets on class charts.
- Essential maths skills for AS/A-level design technology text book.
- OCR AS/A level Design & Technology Product Design revision notes text book.

### How can I revise?

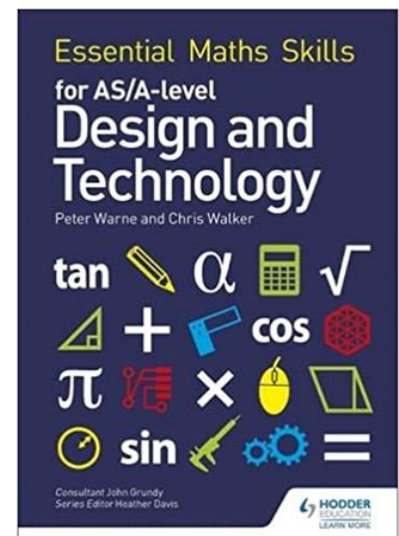

- Create revisions cards for each of the different materials and processes and use them to test yourself
- Create revision mind maps on the extended answer topics (EA)
- Make notes on the manufacturing videos and practice drawing diagrams for each of the manufacturing techniques.
- Use past papers to understand the question styles and apply them to the topics covered in this assessment.
- Use maths genie to practice answering the maths questions

# Assessment Booklet

## A Level Design Technology

### Additional Revision Tasks & Resources

- Design features
- Metals
- Calculating length
- Advantages of modelling designs
- Optimisation
- Past and present technologies & design thinking
- Upper bound
- Probability
- Ergonomic factors
- Calculating an arc
- Lifecycle assessment (LCA)
- Manufacturing plastics in batches
- Injection moulding
- Design for manufacture (DFM)
- Calculating average speed
- Applying legislative and standards requirements to commercial products



<https://www.mathsgenie.co.uk/gcse.html>

*Maths Genie*

# Assessment Booklet

## A Level English Language & Literature

### What am I being assessed on?



#### VOICES IN SPEECH & WRITING



##### Component 1: Section A Voices in Speech & Writing AO1-AO4 25 marks

'Compare how the speakers/writers create sense of voice. In your answer you must consider linguistic and literary features, drawing upon your knowledge of genre conventions and context.'



#### Varieties in Language and Literature



##### Component 2: Section B Society and the Individual (AO1-AO4) 30 marks

The Great Gatsby by F. Scott Fitzgerald  
Great Expectations by Charles Dickens  
You will complete an exam-style question based on 'Society and the Individual'.

### What topics should I revise?

#### Voices in Speech & Writing

You will be comparing one of the following anthology texts with an unseen non-fiction text.

- 1.1 Charlie Brooker: 'Too much talk for one planet: why I'm reducing my word emissions'
- 1.2 Ian Birrell: 'As gay people celebrate, the treatment of the disabled just gets worse'
- 3.2 Eye-witness account written by a young radio operator in the First World War
- 5.1 BBC1 Panorama interview between Martin Bashir and Princess Diana
- 5.2 Jay Leno's interview with President Obama (transcript)
- 9.2 Colonel Tim Collins to 1st Battalion, Royal Irish Regiment, in Iraq in 2003

#### Society and the Individual

You will be considering one of the following themes in relation to The Great Gatsby:

- Individuals who struggle.
- Individuals who are impacted by their environment.
- Individuals who are involved in romantic relationships.
- Individuals who are impacted by the significance of possessions.

##### Exam style question:

Evaluate the effectiveness of the methods used by the writers of your studied text to present individuals who observe or experience significant change.

*In your answer you must consider the use of linguistic and literary features and relevant contextual factors. (30 marks)*

### How can I revise?

#### Voices in Speech & Writing

1. Ensure you have fully annotated the six texts in your anthology (PAMTC/Voices/Language Devices)
2. Complete the revision grid for the 6 texts and ensure you know the PAMTC, key evidence and voices across each text.
3. Review the 'Structuring a Response' PPT & Document to understand the features of a comparative assignment.
4. Revise key terminology from across the framework: Grammar, Syntax, Semantics, Cohesion, Spoken Language, Non-Fiction
5. Revise the key genre conventions (PPT)

#### Society and the Individual

1. Ensure you have fully annotated the texts and supporting extract booklets.
2. Complete the Thematic Essay Planning Grid for the 4 potential questions above.
3. Review the HTSAR PPT to understand the expectations of essay writing.
4. Revise key characters, events, settings, motifs and themes.
5. Revise key terminology from across the framework.



# Assessment Booklet

## A Level English Literature

### What am I being assessed on?

#### **Component 1, Section A - Othello:**

1 hr 15 mins - AO1-3 and AO5.

You will be asked a full A Level Othello question which requires you to weave in your critical and contextual knowledge.

#### **Component 2 - Dracula**

1 hour – AO1-3

You will be asked a question on the text which will require you to analyse and embed contextual knowledge.

n.b. in full A Level exam, you would usually be asked to compare Dracula to Dorian Gray

### What topics should I revise?

#### **Othello:**

You should be revising the following characters/topics:

- The theme of jealousy
- The character of Emilia
- The theme of prejudice
- Female characters

#### **Exam style question:**

*Explore how Shakespeare presents X in Othello. You must relate your discussion to relevant contextual factors and ideas from your critical reading (35 marks).*

#### **Dracula**

You should revise the following topics:

- The theme of the supernatural
- The theme of fear
- Corruption
- Death

#### **Exam style question:**

*Examine how Stoker presents X in Dracula. You must relate your discussion to relevant contextual factors. (30 Marks)*



### How can I revise?

#### **Drama exam:**


- Re-read the play and your notes
- Watch the play to ensure plot knowledge is strong
- Review essay structure PPTs
- Re-read example essays
- Memorise critical theories
- Memorise contextual ideas
- Plan and write essays (LSH will mark)

#### **Dracula**

- Re-read the text
- Review the contextual A3 sheets and memorise key ideas
- Plan and write essays (SRO will mark)
- Review the essay structure PPT



## Additional Revision Tasks & Resources

Othello – Revision Booklet

CNCs

A Level English Literature

Othello– Revision Booklet




Bank Street

Section B: CK12ella (Revision Task Booklet)

- ☐ Task 1: Create a context revision mind map ensuring you are clear on the historical, social, political, cultural and literary influences of the play
  - ☐ Task 2: Close Reading Practice
- Using the short extracts complete the close reading revision plans
- ☐ Task 3: Model Analysis

Associate the model response for how successfully this student has met the marking criteria (NOT, ADD, AOE)

[illegible]

DRACULA – A  
LEVEL  
LITERATURE  
Context Guide

Teacher:

Teacher:



# Assessment Booklet

## A Level History

### What am I being assessed on?

#### Tudor Paper 1C

You will need to revise the following;

- Henry VIII Early years
- Henry VIII & Wolsey Foreign Policy
- Henry VIII Government
- Henry VIII Reformation & Dissolution
- Henry VIII Cromwell

#### USA Revision:

1. RAG your confidence on our presidents so far using the Knowledge guides that are on Teams
2. Ensure the throw the Kitchen Sink activities are completed.
3. Use the structure guides to plan each essay.
4. Go over class PowerPoints to check understanding.
5. Revise: The presidency of Eisenhower

### What revision material should I revise from?



Use the Knowledge organisers, Revision Grid document and Essay Planning sheets to help you

# Assessment Booklet

## A Level History

### Additional Revision Tasks & Resources: Complete the key words task for Eisenhower & Essay plans for H8

#### Dwight D. Eisenhower

Adlai Stevenson

Richard Nixon

1956 Hungarian crisis

1955 Suez crisis

'I Like Ike'

dynamic conservatism

minimum wage

management of the economy

recession

big government

space race

minimum wage

GOP

'the Checkers Speech'

conservative Republicans

Barry Goldwater

#### Create a plan for the possible Questions

How successful was English Foreign Policy in the 1510s and 1520s?

Do you agree with the view that Henry VIII's foreign policy in the years 1514–25 failed because he lacked the resources to fulfil his aims?

How far do you agree that English Foreign Policy was largely driven by Wolsey's own personal ambitions and interests?

How successful were Wolsey's domestic policies?

How far do you agree that it was Wolsey not Henry who was in charge of government?

Do you agree that the main reason for Wolsey's fall from power was his failure to secure the annulment?

Do you agree with the view that the main reason for Henry's failure to obtain the annulment of his marriage in the years 1525–29 was the determined opposition of Katherine of Aragon?

Do you agree with the view that the most significant changes of the 1530s were political rather than religious?

Do you agree with the view that, in 1536–37, opposition to religious changes posed a serious threat to Henry VIII's rule?

Do you agree with the view that the dissolution of the greater monasteries was largely driven by financial motives?

# Assessment Booklet

## A Level Law

### What am I being assessed on? The Entire Paper on English Legal system

#### Parliamentary law making

including Green and White Papers; the legislative process; the composition and role of Parliament; the influences on Parliament; the advantages and disadvantages of influences on law making. Concept and application of Parliamentary sovereignty

The UK constitution including sovereignty, separation of powers and the rule of law; Royal Prerogative  
Law reform; role of official law reform agencies, including the Law Commission and the role of pressure groups and judicial influences

#### Delegated legislation,

including types of delegated legislation: statutory instruments, by-laws, orders in council  
Controls on delegated legislation Reasons for the use of delegated legislation, rule of law and advantages and disadvantages of delegated legislation

#### statutory interpretation,

Including the rules of statutory interpretation (literal, golden, mischief and purposive)

#### Judicial precedent

Including the doctrine of precedent, identification of ratio decidendi and obiter dicta and types of precedent to include persuasive and binding  
The hierarchy of the courts, including the Supreme Court. Use of the Practice Statement 1966 and the exceptions in *Young v Bristol Aeroplane Co*  
Avoidance techniques to include overruling, reversing and distinguishing  
Advantages and disadvantages of precedent

#### Funding

- Sources of funding: Civil Legal Aid
- Sources of funding: Criminal Legal Aid and Public Defender Services
- Funding of civil and criminal cases, including advice schemes and role of Legal Aid Agency
- Alternative methods of funding
- Conditional fee arrangements

#### Legal personal.


- Barristers and solicitors: education, training and role. Structure of the legal professions; fusion, appointment, training and social background
- Role of the legal executive and paralegal personnel
- Judiciary: role, hierarchy, selection, training, composition, Magistracy and district judges in the magistrates' courts: role, selection, appointment and training

#### Criminal process

Criminal courts: structure, powers and appellate functions  
Powers of the magistrates' courts and Crown Court. Court of Appeal guidelines  
Crown Prosecution Service: powers and duties  
Bail: police and court, problems  
General principles of sentencing of adults and youths under appropriate legislation; theories and objectives of sentencing  
The role of lay people: role of magistrates, jury trial: operation of the jury system, criticisms and alternatives (NB Covered in Legal Personnel)

### Please see SharePoint for the complete List

- Create a revision resource for each topic e.g. mind map, poster, revision cards
- Vary your revision techniques e.g. explain concepts to another person, write notes, watch videos or listen to podcasts
- Work in pairs to ask and Answer questions then swap over
- Answer practice exam questions and mark using the mark scheme



# Assessment Booklet

## A Level Law

### Additional Revision Tasks & Resources:

All law students have access to the law SharePoint website, this The website has all the materials and resources they will need for the entire year.

This A Level Law Course includes the study of the nature of law and the English legal system (25%), one area of private law, law of tort (25%), one area of public law [criminal law (25%)] and one further area of law, Law of contract, (25%).

**Legal skills are an intrinsic part of this specification.**

This Course requires learners to construct clear, concise and logical legal arguments which are **substantiated by legal authority, using appropriate legal terminology**. In addition, learners are required to construct a persuasive argument including instances where they have recognised that there are no clear legal precedents or conflicting precedents to solve a problem.

This specification requires learners to analyse and **critically evaluate** legal issues by identifying different perspectives, being able to support their identification of the strongest viewpoint and demonstrating the ability to counter **alternative viewpoints**.

[Assessment Law Feedback...](#)

[LawStudent - AS/A2 English ...](#)

[Past Papers and Marking...](#)

[AS and A Level Law | Eduqas](#)

#### Login Details for Elawstudents

email: [august@e-lawstudent.com](mailto:august@e-lawstudent.com)

password: lazydays (one word)

A\* to E

A159Q8	LAW	200	166	148	126	104	82	60
Component 1	The Nature of Law and the English Legal System	50	43	38	34	30	25	19
Component 2	Substantive Law in Practice	75	64	57	48	39	31	23
Component 3	Perspectives of Substantive Law	75	59	53	44	35	26	18

Grade Boundaries

### Assessment objectives and weightings

Below are the assessment objectives for this specification.

**AO1** Demonstrate knowledge and understanding of the English legal system and legal rules and principles

**AO2** Apply legal rules and principles to given scenarios in order to present a legal argument using appropriate legal terminology

**AO3** Analyse and evaluate legal rules, principles, concepts and issues The table below shows the weighting of each assessment objective for each component and for the qualification as a whole.



# Assessment Booklet

## A Level Media

### What am I being assessed on?

**Your Spring Assessment will test you on key skills required for your Component 1 examination. You will be tested on two areas of the theoretical framework:**

1. Representation – 30-mark comparison essay to an unseen text (Superhuman)
2. Industry – stepped questions totaling 15 marks (I, Daniel Blake)



### What revision material should I revise from?



#### Youtube – Mrs Fisher

Mrs Fisher's videos are really comprehensive and go into lots of detail regarding set texts:

<https://youtu.be/fVAFTluCBgl> -

Superhuman

<https://youtu.be/dhQKelzvSzU> -

I, Daniel Blake



#### Teams and ClassCharts

Miss Cunningham has uploaded all the PowerPoints, knowledge organisers and class notes for SuperHuman and I, Daniel Blake onto these platforms. Use these to make revision mind-maps, flash cards etc!

# Assessment Booklet

## A Level Media

### Additional Revision Tasks & Resources

**Complete all of these tasks to help you prepare for the Spring Assessment! Tick them off as you complete them:**

- ☐ Create flashcards for key context, dominant ideologies etc for Superhuman
- ☐ Analyse the representation of social groups within the Superhuman advert and gathered 3-5 examples
- ☐ Find 3 similarities of the representation of social groups in the 'Unstoppable'  
advert: <https://www.youtube.com/watch?v=6mPnS8sPqvY>
- ☐ Find 3 differences of the representation of social groups in the 'Unstoppable'  
advert: <https://www.youtube.com/watch?v=6mPnS8sPqvY>
- ☐ Plan a 30-mark essay for the following question: "Compare the representations of social groups in Superhuman and Unstoppable."
- ☐ Create flashcards summarising key representation theories e.g. Stuart Hall
- ☐ Create flashcards/knowledge organisers/mindmaps for key areas of I, Daniel Blake's industry:
  - Regulation
  - Conventions of independent/mainstream films





# Assessment Booklet

## A Level Maths

### What am I being assessed on?

#### As Maths Pure

- Chapter 1: Algebra
- Chapter 2: Polynomials and Binomial Theorem
- Chapter 3: Trigonometry
- Chapter 4: Differentiation and Integration
- Chapter 5: Exponentials + Logarithms

#### As Maths Statistics

- Chapter 9: Collecting, Representing and Interpreting Data
- Chapter 10: Probability and Discrete Random Variables
- Chapter 11: Hypothesis Testing 1

### What revision material should I revise from?

- Past Papers
- Textbook
- [www.aqa.org.uk](http://www.aqa.org.uk)
- [www.kerboodle.com](http://www.kerboodle.com)
- [www.integralmaths.org](http://www.integralmaths.org)
- [www.examsolutions.net](http://www.examsolutions.net)
- [www.drfrostmaths.com](http://www.drfrostmaths.com)



### How can I revise?

- Make notes from the summary sections at the end of each chapter.
- Complete a past paper then mark it using the mark scheme.
- Practice questions from the exercises in the book, use the worked solutions on Kerboodle.

- Use the additional notes and exercises on integral maths to consolidate.
- Watch the videos going through exam questions on [www.examsolutions.net](http://www.examsolutions.net)
- Work through the relevant powerpoints on [www.drfrostmaths.com](http://www.drfrostmaths.com)

# Assessment Booklet

## A Level Maths

### Additional Revision Tasks & Resources

#### Discrete distributions

Distribution of $X$	$P(X = x)$	Mean	Variance
Binomial $B(n, p)$	$\binom{n}{x} p^x (1 - p)^{n-x}$	$np$	$np(1 - p)$

#### Differentiation from first principles

$$f'(x) = \lim_{h \rightarrow 0} \frac{f(x + h) - f(x)}{h}$$

#### Standard deviation

$$\sqrt{\frac{\sum (x - \bar{x})^2}{n}} = \sqrt{\frac{\sum x^2}{n} - \bar{x}^2}$$

# Assessment Booklet

## A Level ART

**YOU WILL BE ASSESSED ON THE SUBMISSION OF YOUR PORTRAIT PROJECT.**



	Assessment Objective
AO1	Develop ideas through sustained and focused investigations informed by contextual and other sources, demonstrating analytical and critical understanding.
AO2	Explore and select appropriate resources, media, materials, techniques and processes, reviewing and refining ideas as work develops.
AO3	Record ideas, observations and insights relevant to intentions, reflecting critically on work and progress.
AO4	Present a personal and meaningful response that realises intentions and, where appropriate, makes connections between visual and other elements.

Explore, research and acquire techniques and develop their skills, knowledge and understanding in a range of Fine Art media.

- Drawing skills should be understood and developed as appropriate to the ways of recording and communicating intentions, ideas and emotions in the context of Fine Art



## Check list of what you must complete

### Year 12 portrait ART January 2024

Week	Task	Due
Week 1 Research	<ul style="list-style-type: none"> <li>Internet Image research Mood-board</li> <li>Own photographs</li> <li>Recording 1 from own photographs</li> </ul>	Due 15 <sup>th</sup> Jan
Week 2 Recordings	<ul style="list-style-type: none"> <li>Artist research</li> <li>Recording 2 artist copy</li> <li>Written artist evaluation</li> <li>Recording 3 from internet source different media</li> </ul>	Due 13 <sup>th</sup> Jan
Weeks 3 Artist 2	<ul style="list-style-type: none"> <li>Written artist evaluation</li> <li>Artist copy A series of ideas drawings with explanations, linked to your artist research.</li> <li>Artist response</li> <li>Annotate</li> </ul>	Due 24 <sup>th</sup> Jan
Week 4 Artist 3	<ul style="list-style-type: none"> <li>Recordings from own images</li> <li>Complete ideas in two different medias</li> </ul>	Due 31 <sup>st</sup> Jan
Week 5 Media experiments	<ul style="list-style-type: none"> <li>Complete ideas in two different medias</li> <li>Experiments with paint or materials for the final piece. Experiment with scale.</li> </ul>	Due 6 <sup>th</sup> Feb
Week 6 Idea development	<ul style="list-style-type: none"> <li>Merge artists/ recordings to create own ideas.</li> </ul>	Due 23rd Feb
Week 7 Presenting work	<ul style="list-style-type: none"> <li>Present work on sheets</li> <li>Final outcome planning</li> </ul>	Due 18 <sup>th</sup> Feb
Week 9 Final Outcome	Working on final outcome	Due 28 <sup>th</sup> FEBRUARY

### When drawing don't immediately pick up a pencil..... try.....

- different media – biro/fine liner/felt pen/gel pen/small sticks dipped in ink/ charcoal/chalk pastel/oil pastel/watercolour wash
- different techniques - continuous line/non dominant hand, two handed/felt pen wash/scribble /stippling/hatching/cross hatching/cross contour/wax resist

### Don't immediately draw on plain white paper.....try.....

- different background papers - brown/dictionary, text pages/sheet music/maps/wrapping paper/tracing paper/old exercise books /cardboard /news paper



# Assessment Booklet

## A Level Photography

**YOU WILL BE ASSESSED ON THE SUBMISSION OF YOUR PORTRAIT PROJECT.**

**OCR**  
Oxford Cambridge and RSA

	Assessment Objective
AO1	Develop ideas through sustained and focused investigations informed by contextual and other sources, demonstrating analytical and critical understanding.
AO2	Explore and select appropriate resources, media, materials, techniques and processes, reviewing and refining ideas as work develops.
AO3	Record ideas, observations and insights relevant to intentions, reflecting critically on work and progress.
AO4	Present a personal and meaningful response that realises intentions and, where appropriate, makes connections between visual and other elements.



**You must demonstrate knowledge and understanding in:**


- Composition in Photography
  - Use of appropriate visual language and terminology within Image analysis•
  - Application of scale appropriate to the chosen work
  - Application of formal elements such as colour, tone, texture, shape and form in relation to Photography
  - The ability to select, edit and highlight photographic images
  - Photoshop skills
  - Manipulating imagery
- Using a variety of tools when experimenting  
Demonstration of the ability to use the DSLR camera on manual mode



© Rankin  
1/4



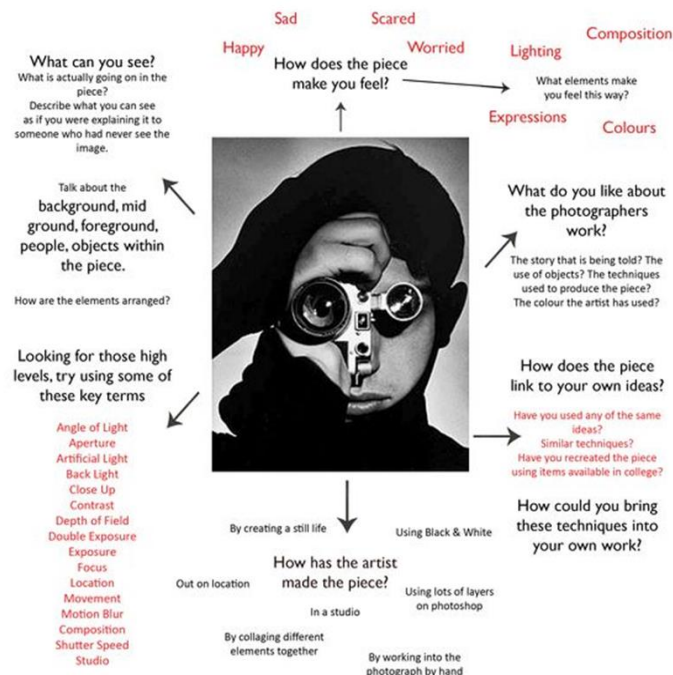
© Rankin  
1/125



© Rankin  
1/400

### Check list of what you must complete

1. 8 Jan	Rankin research and response
2. 15 Jan	Joe Cruz & Barbara Kruger research and response
1. 22 Jan	Thinking – Mind map – Mood board Artists links – Statement – Shoot plan Shoot 1
2. 29 Jan	Shoot 1 – Contact sheet, edits, final images, evaluation
3. 5 Feb	Artists links – Statement – Shoot plan Shoot 2 – Contact sheet, edits, final images, evaluation
HALF TERM	
4. 19 Feb	Artists links – Statement – Shoot plan Shoot 3 Artemis Aim shoot 4
5. 26 Feb (29 <sup>th</sup> Jan)	In Assessment lessons you will create Contact sheet, edits, final images, evaluation



### How to analyse a piece of work

Within this piece you can see...  
The most important part of the piece is...  
I like/dislike this piece because...  
To reproduce this piece I could...  
This piece makes me feel... because...  
I think this piece has been made by...  
This piece has inspired me to...



# Assessment Booklet

## A Level Physics

### What am I being assessed on?

#### Paper 1 – 45 minutes

*Long and short answer questions and multiple-choice questions on topics covered in Mrs Mason's lessons, including:*

- Particles
- Quantum Phenomena
- Electricity

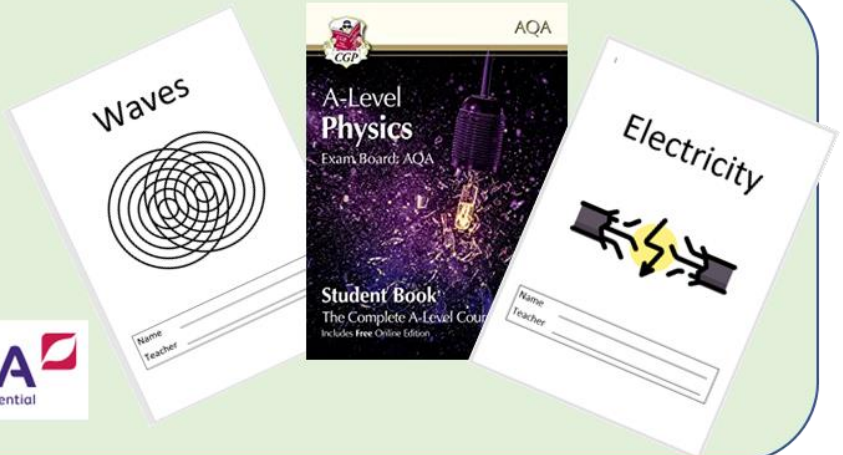
#### Paper 2 – 45 minutes

*Long and short answer questions and multiple-choice questions on topics covered in Mr Gordons lessons, including:*

- Waves
- Mechanics

### What revision material should I revise from?

- Text book
- Class notes
- Work booklets
- Exam questions
- Websites



### How can I revise?

1. **Revise** – make revision flash cards, mind maps and summary notes to revise the key concepts.
2. **Test** – Use the flash cards and drill questions in your text book and work books to test your knowledge.
3. **Apply** – Use past questions to help you to practice applying your knowledge. Use the mark schemes to help you check and improve your answers

# Assessment Booklet

## A Level Physics

### Additional Resources

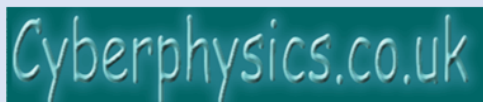
#### Websites



<https://www.physicsandmathstutor.com/physics-revision/a-level-aqa/>



[https://www.cyberphysics.co.uk/key\\_stage/KS5.htm](https://www.cyberphysics.co.uk/key_stage/KS5.htm)



<https://www.alevelphysicsonline.com/students>



<https://kuizical.com/>



<https://app.senecalearning.com/courses?Price=Free&Age+Group=A+Level&Subject=Physics>





# Assessment Booklet

## A Level Psychology

### What am I being assessed on

#### CONTENT:

**Research Methods**  
**Social Influence**

#### SKILLS

**The test will include assessment on all skills:**

A01 – Description  
A02 – Application  
A03 – Evaluation

### What revision material should I revise from?

#### TEXTBOOKS AND CLASS BOOKLETS:

- 1) AQA Psychology for A level textbook – Year 1 and AS
- 2) Revision Guide - AQA Psychology for A level – Year 1 and AS
- 3) Class Booklets and notes
- 4) Revision mind maps
- 5) Past paper questions and mark schemes booklet

#### WEBSITES:

- 1) Online textbook: AQA Psychology for A level – Year 1 and AS (2nd Ed) (Use log in and password given to you).
- 2) Revision apps – go to the website below  
For links to the app store  
[www.illuminatepublishing.com/psychapp](http://www.illuminatepublishing.com/psychapp)

#### OTHER WEBSITES:

- 3) <https://www.tutor2u.net/psychology>
- 4) <https://senecalearning.com>
- 5) <https://www.aqa.org.uk>

### How can I revise?

#### STEPS FOR SUCCESS:

**STEP 1** – Using the checklists given out in class, ensure that you have made detailed revision cards/notes on each section of the assessment. Ensure that you understand everything, if not, clarify the content using your textbook, a website, ask a classmate or ask me.

**STEP 2** – Create a mind map/complete mind map template of each of the specification's bullet points (in the green box at the top left corner of each double spread of the textbook) - ensure key terminology is included. This will enable you to identify the key components of the topic, and understand how the topic fits together.

**STEP 3** – Learn the detail for each sub- section of the topic area by reading the revision cards, writing out the content, verbally explaining it to a classmate and then test yourself by writing out the content. Check your accuracy and detail. Put those revision cards where your knowledge is less secure at the top of the pile and review them more often. Repeat this process until you know everything!

**STEP 4** – Once you believe you know a subsection, complete the relevant exam questions section in your exam question booklet. Then check your answers against the mark scheme. Ensure that you have included the appropriate detailed content and have used the skills required.

**STEP 5** – Practise writing answers under timed conditions.

**STEP 6** – Review your revision cards regularly. Always start with the least secure topics/parts.

# Assessment Booklet

## A Level Psychology

### Additional Revision Tasks & Resources:

REVISION TIP EXTRA: Practice your skills.

## WHAT AM I BEING ASSESSED ON?

### • Assessment Objectives (AO)

Assessment Objective	Formal specification language	Student friendly language
AO1	Demonstrate <b>knowledge</b> and <b>understanding</b> of scientific ideas, processes, techniques and procedures.	Basic descriptions of studies and theories. This includes figures and facts. (Aim, procedure, findings and conclusion)
AO2	<b>Apply</b> knowledge and understanding of scientific ideas, processes, techniques and procedures: <ul style="list-style-type: none"><li>• in a theoretical context</li><li>• in a practical context</li><li>• when handling qualitative data</li><li>• when handling quantitative data.</li></ul>	Essentially, you're becoming a <b>psychologist</b> and explaining how a situation works with your knowledge. These can be single questions or several linking questions.
AO3	Analyse, interpret and evaluate scientific information, ideas and evidence, including in relation to issues, to: <ul style="list-style-type: none"><li>• make <b>judgements</b> and reach <b>conclusions</b></li><li>• develop and <b>refine</b> practical design and procedures.</li></ul>	The evaluation of your essay. The positive/negative aspects of the theory, supporting or opposing evidence, links to any psychological debates.

### REVISION TIPS EXTRA: What does the AQA say?

Fast revision tips for GCSE and A-level Geography **AQA**

Become familiar with command words.

Engage with the command words in questions. For example, responses to questions that ask 'to what extent' should make it clear how much you agree or disagree with the question or statement posed (eg 'I agree to a large extent that...').



Do's and Don'ts for AS/A-level Psychology **AQA**

Engage with the material in the scenario in application questions - it's important to make the link between the theory or concept and the actual context of the scenario.

Elaborate on evaluation points as much as possible.



# Assessment Booklet

## A Level Religious Studies

What am I being assessed on?

### Philosophy and Ethics

What am I being assessed on?

1. Philosophy

2. Ethics

Answer **ONE** from each component

Exam Board:

OCR



Answer **two** exam questions  
(45 mins each)

#### AO1 (/16) (40%)

Demonstrate knowledge and understanding of religion and belief, including:

- Religious, philosophical and/or ethical thought and teaching
- Approaches to the study of religion and belief

#### AO2 (/24) (60%)

Analyse and evaluate aspects of, and approaches to, religion and belief, including their significance, influence and study

### Topic Revision Checklist

Ethics		Philosophy	
All topics studied so far this year		All topics studied so far this year	

What revision material should I revise from?

The following resources will be uploaded to Teams:

- ✓ PLC for both topics to be assessed
- ✓ Exam questions for independent revision
- ✓ Key terms and definitions glossary
- ✓ Empty keywords/concept A3 sheet
- ✓ Revision clock
- ✓ Revision checklist for topics
- ✓ Workbooks for each component
- ✓ Seneca revision tasks



# Assessment Booklet

## A Level Religious Studies

### How can I revise? Specific tasks to complete

- Organise your revision notes
- Complete PLCs
- Complete BrainDump tasks
- Complete topics on Seneca
- Create flash cards with key terms/scholars on
- Create mind maps of topic areas
- Complete a revision clock for each topic timing yourself 5 minutes per section
- Complete the workbooks for each topic

### Additional Revision Tasks & Resources

I think therefore I teach playlist:

[https://www.youtube.com/channel/UCf3Ve0LB9Z\\_CM5jMg7LIQmg](https://www.youtube.com/channel/UCf3Ve0LB9Z_CM5jMg7LIQmg)

Ben Wardle playlist:

<https://www.youtube.com/channel/UCIUIAXAtjckFB1hMC-thooQ>

Charlotte Vardy:

<https://divinityphilosophy.net/a-level-model-essays/>

### Challenge tasks:

- Use the question bank uploaded to Teams and complete an essay question for Ethics and Philosophy.

# Assessment Booklet


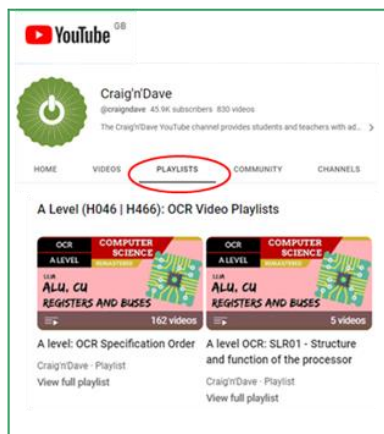
## A Level Computer Science

### What am I being assessed on?

- 1.1.1 Structure and function of the processor
- 1.1.2 Types of processor
- 1.1.3 Input, output and storage
- 1.2.1 Systems software (a, e, f and g only)
- 1.2.2 Applications generation
- 1.4.1 Data types
- 1.4.3 Boolean algebra
- 1.4.2 Data structures

### What revision material should I revise from?

Use your books and our online resources



### How can I revise?

Use the resources available to you to create revision documents such as; mind-maps, spider-diagrams etc. You could use the 'Read, Cover, Write' method to check knowledge recall. The types of questions you will see will be in the same format as your pitstop assessments.