

Cardinal Newman Catholic School

Holy Cross Catholic Multi Academy Company

YEAR 9

Spring Assessments 2024



Name:

“Knowledge through the light of faith”



CARDINAL
NEWMAN
CATHOLIC SCHOOL

Assessment Booklet Introduction

Dear Parents/Carers and Students

Re: Spring Assessments

This year we will administer three assessment seasons within the school year. At the end of the Autumn term, students completed their Autumn assessments. Students will complete their Spring assessments before Easter and the final assessment season is towards the end of the Summer term. These assessments will be used by teachers to identify strengths and any areas where more support may be needed. Students also have the opportunity to reflect on their progress and to set targets for moving forward.

As with the Autumn assessments, the results of the upcoming Spring assessments will be shared with students and parents in a progress review report at the end of the term. Students will receive a report which details the percentage outcome from each assessment alongside the average percentage outcome for the class. This will enable parents to assess progress alongside the average outcome for the class and to see if your child is progressing at the expected standard for the group following the learning covered. More information will be provided alongside the assessment outcome results later in the term.

We want students to have the opportunity to be fully prepared for their assessments and have organised this booklet to help support revision and organisation of time. The Spring assessments will begin on **Monday 26th February until Friday 8th March 2024**. Teachers will advise students on how to use this booklet in lessons. It can also be used to help students study at home to help remember and recall information. As such, it is vitally important that students bring this booklet into school every day to use in lessons as well as home.

We recognise that sometimes assessment season can cause some students to feel anxious or stressed. If you have any concerns or worries please contact the Head of Year via the school telephone or email below.

We want this to be a positive experience that supports and develops the skills and resilience in preparation for future examinations. If you need any further support, guidance or information please do not hesitate in contacting us.

Yours faithfully

Miss L Eggison
Head of Year 9
Email: lyndsey.eggison@cncs.school



Ms E O'Connor
Headteacher
Email: Emma.french@cncs.school



Timetable

Step One: Highlight your assessments



YEAR 9			WEEK B					WEEK A				
			MONDAY	TUESDAY	WEDNESDAY	THURSDAY	FRIDAY	MONDAY	TUESDAY	WEDNESDAY	THURSDAY	FRIDAY
	APPLIED SUBJECTS AB SIDE	9A1				SPANISH	MUSIC	ART				DRAMA
		9A2		DRAMA			SPANISH	MUSIC			ART	
		9A3	DRAMA			MUSIC		SPANISH			ART	
		9B1			MUSIC	FRENCH		ART		DRAMA		
		9B2		MUSIC		FRENCH		ART			DRAMA	
A SIDE	CORE SUBJECTS	9a1	HISTORY	ENGLISH		SCIENCE		MATHS	GEOGRAPHY		COMP SCI	RE
		9a2	HISTORY	ENGLISH		SCIENCE		MATHS	COMP SCI	GEOGRAPHY		RE
		9a3		HISTORY		ENGLISH	RE	MATHS	COMP SCI	GEOGRAPHY	SCIENCE	
		9a4	COMP SCI		GEOGRAPHY	SCIENCE		RE	ENGLISH	HISTORY		MATHS
		9a5	COMP SCI	GEOGRAPHY		SCIENCE		MATHS	ENGLISH	HISTORY		RE
B SIDE	CORE SUBJECTS	9b1	MATHS		SCIENCE	HISTORY		COMP SCI	RE	GEOGRAPHY		ENGLISH
		9b2	SCIENCE		COMP SCI	GEOGRAPHY		MATHS	RE	HISTORY		ENGLISH
		9b3	MATHS	GEOGRAPHY		RE		COMP SCI	SCIENCE	HISTORY		ENGLISH
		9b4	MATHS	RE		HISTORY		COMP SCI		SCIENCE	GEOGRAPHY	ENGLISH
	APPLIED SUBJECTS CD SIDE	9C1	MUSIC	DRAMA						ART		SPANISH
		9C2		SPANISH			MUSIC		DRAMA			ART
		9D1		ART		FRENCH				MUSIC		DRAMA
		9D2	DRAMA			FRENCH				ART		MUSIC

Step Two: Using your school timetable and assessment timetable, create your assessment schedule below:

Assessment E.g. English	Date	Period	Topic E.g. Transactional Writing
English			
Maths			
Science			
RE			
History			
Geography			
Computer Science			
Art			
French/Spanish			
Drama			
Music			

Assessment Booklet

English

What am I being assessed on?

Year 9 Fiction Reading and Writing

During this end assessment, you will be writing your own original fictional story focusing embedding the fictional reading and writing skills you have learnt so far.

You will be marked on AO5 (Content and Organisation) and AO6 (SPaG) for this assessment.

What revision material should I revise from?

- ☐ Use the revision material on the next page
- ☐ Educake.co.uk
- ☐ Seneca Learning.com
- ☐ BBC Bitesize.com

How can I revise?

Quizzing: create a mini text or quiz on a topic with a friend and swap

Graphic organisers: are a handy vehicle to get students reconstructing their revision topics, making meaningful links and connections

Example Questions: test yourself on the skills by practicing example questions

Mindmaps: A mind map is a diagram used to visually organize information. A mind map is hierarchical and shows relationships among pieces of the whole.

Flashcards: to write keywords or notes on cards and test yourself on the meaning

Assessment Booklet

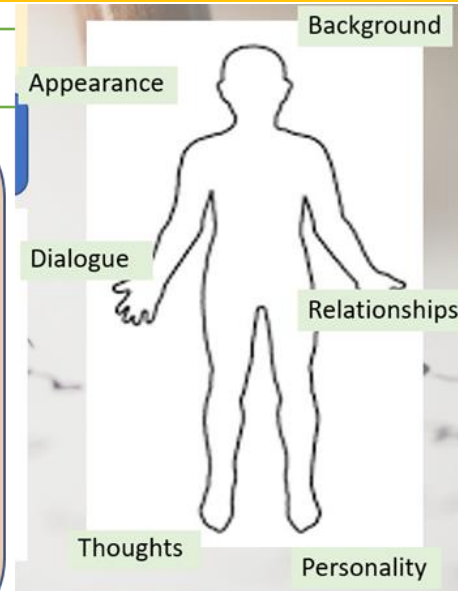
English

Additional Revision Tasks

Narrative Writing Planning & Practice

Plan and write a story using one of the four titles below:

- The Ring
- Write about a time you were involved in a competition
- The Teacher
- A story that starts with: 'The sirens wailed...'



Begin at the most exciting moment (use a non-linear narrative)



Develop character (Flash back)



Back to present tense (Link to the opening)



Development (Develop character not action)



Conclusion (Ambiguous – make the reader decide – end on a cliff hanger)

Remember to include the following:

Engaging opening, character development and background, tension, ambiguity, dialogue & descriptive techniques.

AO5 – Content and Organisation

Task: Use the below image to write a description using a range of devices



Assessment Booklet

Maths

What am I being assessed on?

60-Minute Non-Calculator Assessment

All content covered since September 2023 including basic numeracy

Indices

- Powers and Roots
- Simplify with Indices

Algebra

- Simplify, Expand
- Inequalities

Sequences

- Complete sequences
- Nth Term

Area/Circles

- Parallelogram, Trapezia
- Parts of a circle,
- Area & circumference of a circle

Measure

- Speed, Density, Units

Number

- Factors, Factor trees
- Product of Primes
- Highest common Factors
- Decimals and Fractions

Process/Interpret Data

- Bar charts, Pictograms
- Pie Charts
- Two way tables

Linear Equations and Inequalities

- Solve all types of linear Equations
- Form and solve

Angles

- Angle rules/problems
- Polygon Angles
- Bearings

What revision material should I revise from?

- Use your exercise books to review the lessons you have had since September.
- Login to Mathswatch. It has helpful videos and questions on every topic you might be tested on. Ask your teacher to reset your password if you have forgotten your login details! The default details are your "pnumber@cncs"

How can I revise?

- Your class teacher will complete some revision lessons with you ahead of the assessment. Rapid recalls will focus on revision topics.
- You can look back at old lessons in your books.
- Make posters and revision cards about key methods and facts e.g method for expanding brackets or how to convert from a mixed number to an improper fraction.
- Watch videos and complete tasks on Mathswatch, use the tick list to check which video clips match each topic.
- Check other revision sources on the internet. For example, BBC Bitesize and CorbettMaths have helpful guides and exercises.

Assessment Booklet

Maths

Additional Revision Tasks

Year 9 Revision Checklist:

Login to mathswatch and search for the tasks below. Give yourself a Red/Amber/Green rating. If you still need to work on a topic then watch the video clip to help you, it has a full worked example for each topic. **Green topics on higher only**

Topic	Skill	RAG
Algebraic manipulation	<ul style="list-style-type: none">Collect like termsExpand brackets	
Indices	<ul style="list-style-type: none">Powers and RootsLaws of IndicesFractional and Negative Indices	
Area Circles,	<ul style="list-style-type: none">Area of 2d shapesCircle area in terms of piParts of circles	
Measure	<ul style="list-style-type: none">SpeedDensity/PressureUnits	
Process Interpret Data	<ul style="list-style-type: none">Bar charts, PictogramsPie chartsTime Series	
Number	<ul style="list-style-type: none">FactorsProduct of PrimesHighest Common FactorsDecimals and Fractions	
Linear Equations Inequalities	<ul style="list-style-type: none">Solve 1 and 2 step EquationsSolve equations with brackets/fractionsUnknowns on both sidesInequalities	
Angles	<ul style="list-style-type: none">Angle RulesPolygon Angles	
Sequences	<ul style="list-style-type: none">Complete sequences	

My Work **Videos** My Progress Feedback Extras account Logout

Find a Clip

Qualification

Tier

Grade

Topic

Search

Choose Clip (251)

Clip	Title
1	Place Value
2	Ordering Integers
3	Ordering Decimals
4	Reading Scales

- Use Mathswatch to find questions and videos on the revision topics above!
- Click on the video tab, then search for whichever topic you want to revise.
- The qualification should be set to GCSE as in the example on the left.
- Your class teacher may also set you specific tasks to revise

Assessment Booklet

Science

What am I being assessed on?

Biology

B1 cells: Mitosis, Stem Cells, Eukaryotic and procaryotic cells

Physics

P1 Energy: Renewable and Non-renewable, types of energy, efficiency

Chemistry




C1 Atomic Structure: Group1, periodic table

What revision material should I revise from?

<https://www.bbc.co.uk/bitesize/>

https://www.youtube.com/playlist?list=PL9ImFgiKCM60Sglh-qOG_vlE

[GCSE AQA science Trilogy Revision guides](#)



How can I revise?

- Make mind maps of the topics coming up in your assessment
- Make revision cards with information on one side and answers on the back to test yourself
- Answer the additional resources task – this can be accessed via classcharts and answers are available.
- Complete quizzes on BBC bitesize
- Complete educake homeworks

Assessment Booklet

Religious Education

What am I being assessed on?

Component 3 Judaism

Topics to revise:

- Keywords
- Shekinah
- Life after death
- Covenant
- Mitzvot and Free will

Question Styles:


- 1 x A
- 1 x B
- 1 x C
- 1 x D

Skills needed:

- Describe
- Explain
- Discuss
- Evaluate

What revision material should I revise from?

- ☐ Judaism PLC
- ☐ Seneca
- ☐ Judaism knowledge organiser
- ☐ Judaism revision guide



How can I revise?

Revision checklist – tick off the tasks once you have completed them:

1. Complete the PLC to check your areas for improvement
2. Complete the Judaism work booklet
3. Seneca – Complete Judaism topics online for more interactive revision
4. Create Knowledge organisers – use these to help structure your revision more clearly.
5. Complete the challenge questions

Key words to test yourself on:

1. Covenant
2. Synagogue
3. Torah
4. Sabbath/Shabbat
5. Moses
6. Ten Commandments
7. Shekinah

Challenge questions:

1. Define covenant
2. Describe why Shabbat is important (2 x PEE)
3. Explain 4 features of a Jewish Wedding ceremony (4 x PEE)
4. 'The Talmud and Tenakh should be used in daily life'. Discuss

Assessment Booklet Geography

Assessment Topics & Focuses

Key Revision Themes – Year 9 Spring Assessment

Term 1.1: Superpowers & The BRICS | Term 1.2: Hazardous Earth | Term 2.1: Forests Under Threat

Term 1.1: Superpowers & The BRICS

- Superpower – Key features, USA superpower status and global hegemony.
- Brazil – Human and physical attractions, life in the favelas and threats to the Amazon Rainforest.
- Russia – Collapse of the Soviet Union (USSR) and the 1986 Chernobyl Disaster.
- India & China - Megacities, push and pull factors of living in these countries.
- South Africa – The Apartheid System.

Term 1.2: Hazardous Earth

Climatic Hazards

- The differences between high- and low-pressure systems (causes/effects).
- The natural causes of climate change and the human activities contributing to global warming.
- Tropical Storms: Names, distribution, structure, causes for formation and dissipation.
- Case Studies: Hurricane Katrina & Typhoon Haiyan.

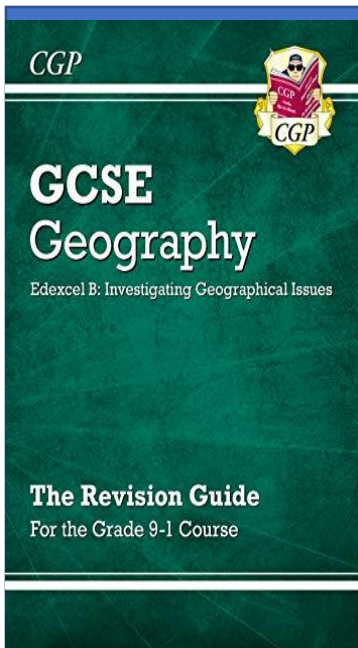
Tectonic Hazards

- Earth's layers and causes for tectonic plate movement (convection currents).
- Tectonic plate movements (convergent, divergent and conservative).
- Global distribution of earthquakes and active volcanoes.
- Case Studies: Haiti (Port-Au-Prince) Earthquake (2010) & Japan (Tokohu) Earthquake & Tsunami (2011).

Term 2.1: Forests Under Threat

- Biomes – Types, global distribution and adaptations of fauna (animals) and flora (plants).
- Tropical Rainforest & Taiga (Boreal Forest) - Distribution, climatic features and threats (direct/indirect).

Revision Material & Resources



Main Geography Revision Resources


1. Educake Quizzes
2. YouTube Videos (Next Page)
3. GCSE Geography Edexcel B Revision Guide (Available For Purchase From Mr. Miller).

Extra Geography Revision Resources

- BBC Bitesize
- Revision Resources (Available In Class)

Further Guidance

Feel free to contact Mr. Miller (Head of Geography) via email or discuss your assessment criteria with your class teacher.



Assessment Booklet

Geography

Structured Revision Tasks

AO1 – Key Term Practice

Superpower
Global Hegemony
BRICS
Favelas
Deprivation
Communism
Chernobyl Disaster
Exclusion Zone
Colonialism
Megacities
Transnational Corporation
Apartheid System
High Pressure System
Low Pressure System
Inter-Tropical Convergence Zone
Coriolis Effect
Dissipation
Convection Currents
Convergent Plate Margin
Divergent Plate Margin
Conservative Plate Margin
Biome
Biodiversity
Diurnal Temperature Range

AO2 – Geographical Knowledge Questions

1. **List** two features of global superpowers.
2. **Describe** one push and one pull factor of Rio's favelas.
3. **Explain** one cause and one consequence of the 1986 Chernobyl Disaster.
4. **Suggest** one reason for the collapse of the Soviet Union.
5. **List** five Asian megacities.
6. **Explain** two consequences of the Apartheid System.
7. **Compare** the differences between high and low pressure systems. You must refer to efforts.
8. **Describe** one reason for the distribution of countries experiencing high volumes of precipitation.
9. **Describe** one cause for tropical storm formation and one cause for tropical storm dissipation.
10. **Explain** one reason for the global distribution of tropical storms.
11. **Assess** the effectiveness of preparation and response for Hurricane Katrina and Typhoon Haiyan.
12. **Explain** how convection currents cause tectonic plate movement.
13. **Compare** the differences between convergent, divergent and conservative plate boundaries.
14. **Assess** the primary and secondary impacts from the Haiti and Japan earthquakes.
15. **Explain** the threats facing the tropical rainforest biome.

Supporting Videos –

Superpowers & The BRICS

(1) What Are The World's Biggest Superpowers? | NowThis World - YouTube

(1) Can Brazil Become a Superpower? - YouTube

Will Russia become a superpower? Part 1/2 - YouTube

How Powerful Is India? - YouTube

How Powerful Is China? - YouTube

How Powerful Is South Africa? - YouTube

Supporting Videos – Hazardous Earth & Forests Under Threat

Causes and Effects of Climate Change | National Geographic - YouTube

Global Warming 101 | National Geographic - YouTube

How do tropical storms form? BBC News - YouTube

Hurricanes 101 | National Geographic - YouTube

Hurricane Katrina Day by Day | National Geographic - YouTube

5) Typhoon Haiyan. A case study - AQA GCSE Geography Unit 1A.

Powered by @GeographyHawks - YouTube

Geography | KS3 | Explain This... | Plate Tectonics | BBC Teach - YouTube

Looking back at the 2010 Haiti earthquake a decade later - YouTube

Rare Video: Japan Tsunami | National Geographic - YouTube

What are the threats facing the Amazon? | WWF - YouTube

Assessment Booklet History

What am I being assessed on?

You will be assessed on your work so far this term.
In particular you will focus on:

1. The Womens Suffrage movement
2. General Strike
3. Jarrow marches & Miners' Strike

What revision material should I revise from?

You should use your exercise books as well as the QR codes below to help you find information to use. Also ensure that you ask your teacher if you are unsure about anything, or if the links do not work.



HOW TO REVISE HISTORY!

TRANSFORM IT Transforming your notes into a more useful format. HOW TO USE IN HISTORY Use your notes to create a timeline or a mind map. 	INTERLEAVING & SPACING Interleaving and spacing your revision. HOW TO USE IN HISTORY Use your notes to create a timeline or a mind map. 	FLASH CARDS Using flash cards to help you remember. HOW TO USE IN HISTORY Use your notes to create a timeline or a mind map.
REVISION CLOCK Using a revision clock to help you manage your time. HOW TO USE IN HISTORY Use your notes to create a timeline or a mind map. 	DELIBERATE PRACTICE Using deliberate practice to help you improve. HOW TO USE IN HISTORY Use your notes to create a timeline or a mind map. 	RETRIEVAL PRACTICE Using retrieval practice to help you remember. HOW TO USE IN HISTORY Use your notes to create a timeline or a mind map.
THE CORNELL METHOD Using the Cornell method to help you organize your notes. HOW TO USE IN HISTORY Use your notes to create a timeline or a mind map. 	DUAL CODING Using dual coding to help you remember. HOW TO USE IN HISTORY Use your notes to create a timeline or a mind map. 	THE BODIES - EAT, SLEEP & THINK TIME OUT Using the bodies to help you remember. HOW TO USE IN HISTORY Use your notes to create a timeline or a mind map.

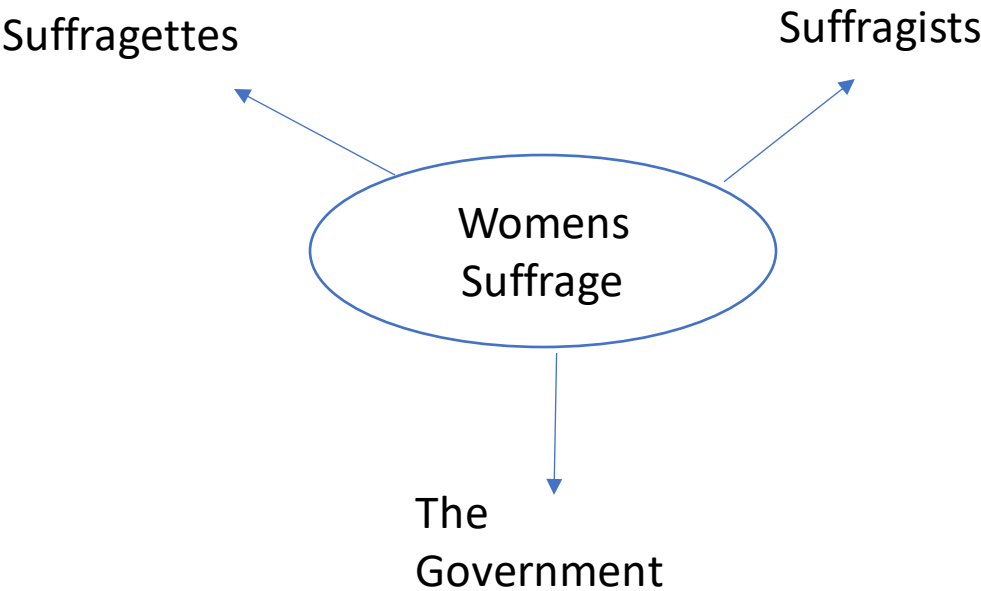
Assessment Booklet

History

Additional Revision Tasks:

Complete the mind-map below. Look for:

- 1. Who were each group?
- 2. What were their aims?
- 3. What protesting methods did they use?
- 4. What was their impact on gaining suffrage?



General Strike		
Causes	Events	Consequences/ impact

Assessment Booklet

French

Additional Revision Tasks: the following tasks will help you prepare for your assessment

1. Read the post cards and for sentences 1-8 write Pierre or Marie

Plus tard, je vais aller à l'université où je vais faire une licence d'histoire. Je vais rencontrer la femme de mes rêves et on va avoir trois enfants. On va habiter dans une grande maison.	Plus tard, je vais faire un apprentissage dans un garage. Je vais avoir une belle voiture et je vais être heureuse. Je vais aussi faire le tour du monde car je voudrais visiter l'Amérique et l'Asie.
Pierre	Marie

1. is going to have a big house 2. Is going to be happy 3. Is going to study history 4. is going to work in a garage	5. Is going to go to university 6. Is going to have children 7. Is going to travel
---	--

Translate the following sentences into English:

1. Je vais jouer au flipper.
2. Je vai manger au fast-food.
3. Elle va faire un apprentissage dans un salon de coiffure.
4. Il va étudier le français.
5. Je vais regarder la télé.
6. On va aller au cinema.
7. Je vais être heureux.
8. On va écouter de la musique.

Assessment Booklet

Spanish

What am I being assessed on? “Ganarse la vida ” =work and plans for the future

For your Spanish exam you need to revise the following Vocabulary and grammar on:

- What you do to earn money and how you spend your money.
- What you would like to do in the future.
- Describe what type of person you are: using adjectives correctly.
- Describe jobs: vocabulary on different professions, where you work and what you do at work.
- Using different tenses: present, future and me gustaría + infinitive = I would like to...

What revision material should I revise from?

- The vocabulary copy and any grammar explanation the teacher has given you. You will find a copy of the vocabulary in Class Charts too.
- Re-do the homework set this term to practice grammar and vocabulary.
- Quizlet website to practice vocabulary:

<https://quizlet.com/gb/599634429/mira-3-modulo-4-flash-cards/>

How can I revise?

1. Learn/ revise the vocabulary of the topic (you will find copy in your book & Class Charts) Choose one section, e.g. “section what do you like to do”

- look at the words and spend 5 minutes learning them.
- Write it down, then cover the English, read the Spanish and see if you remember the meaning.
- Then cover the Spanish and see if you can remember the word in Spanish.
- Ask somebody at home to text you to see if you remember the words.

2. Read through the work done in class and re-do important tasks: grammar and writing sentences.

3. You must practise writing: How?

- using the vocabulary write sentences in Spanish.
- use as a model the sentences you wrote in class, or texts you read and write your own version using the vocabulary sheet to help

Assessment Booklet

Art

You will be assessed on your ability to create an observational drawing of a foil wrapped sweet using coloured crayons.

You will need to demonstrate that you can draw the proportions of the sweet accurately - sketching the outline lightly first.

You will need to be able to demonstrate that you can draw the finer detail of the sweet, ie; the folds in the wrapper.

You will need to demonstrate that you can mix and blend crayons to achieve accurate colours.

You will need to add shadows and highlights to make your drawing look 3D.

Practice your drawing skills.

Practice blending colours.

Watch you tube tutorials for step by step help.



<https://www.youtube.com/watch?v=btDMDPqA05A>

<https://www.youtube.com/watch?v=O66Pwr5P400>



Assessment Booklet

Computer Science

What am I being assessed on?

You will be assessed on the topics you have covered so far this academic year, including;

- The purpose/uses of pre-production documents
- Types of pre-production document and their suitability in different situations
- Who would use and benefit from the use of pre-production
- Computer systems (types of system – embedded/general purpose, role of the CPU)
- Hardware & Software
- Operating systems
- Binary conversion and addition
- Logic gates

What revision material should I revise from?

You can use the materials we have created in lessons as well as the information in your books.

You should re-visit the homework that has been set so far this year, that is a good indicator of the type of questions that will be in your assessment.

How can I Revise?

You can read the materials you have and make notes, use the 'Read, Cover, Write' method to check your knowledge recall.

You could make flash cards or other revision materials such as mind-maps or spider-diagrams.

Assessment Booklet

Drama

What am I being assessed on?

This will be a practical and written assessment with focus on devising and conventions. In your practical assessment you will be assessed on your ability to write and create a piece of scripted theatre based on a stimulus. You will also be assessed on your rehearsal process, ability to create strong characters using a range of vocal & physical skills. Your written assessment will be analysing and evaluating your performance of your scripted piece.

What revision material should I revise from?

- BBC Bitesize – Edexcel GCSE Drama - <https://www.bbc.co.uk/bitesize/examspecs/zkvm2sg>

How can I revise?

Recap the play, focusing on:
The themes, context and characters of the play

Assessment Booklet

Drama

Scripted Performance – Knowledge Recap

Rehearsal & Performance Tips -

- Use the time well – settle on ideas quickly
- Work as a team – help & support each other
- Focus on the task - don't get distracted
- Speak loudly and clearly – audience needs to hear & understand you
- Exaggerate your physical skills – be animated
- Look up and out to the audience – perform to them

Vocal Skills -

- Pitch – how High or Low your voice is
- Pace – How Quick or Slow you speak
- Tone – Showing your Emotions in your voice
- Volume – How Loud or Quiet you speak
- Accent – Shows where your Characters comes from

Physical Skills -

- Gesture – Communicating with hands
- Posture – How you stand/sit
- Facial Expressions – Showing emotions through your face
- Gait – Your characters movement/walking
 - Body Language – Communicating emotions through your body

Assessment Booklet

Music

My assessment

Your music assessment will be based on your practical work on
Film Music

You will be marked on:

How your music matches the scene.

You need to have contrast in your music

How you have developed the following elements:

- Pitch
- Dynamics
- Tempo
- Structure
- Harmony/chords
- Smooth changes

How can I prepare?

Listen to the following pieces of
film music

Can you describe:

- Pitch (high/low)
- Dynamics (volume)
- Tempo (speed)
- Structure
- Harmony/chords (major, minor, concord, discord)

Useful websites:

Teachinggadget.com
username = cncs
password = music
Musictheory.net

Harry Potter:

<https://tinyurl.com/2p8sa7sc>

Avengers:

<https://tinyurl.com/2p8syakf>

Pirates of the Caribbean:

<https://tinyurl.com/bdcp96m9>

Up:

<https://tinyurl.com/2c8zx5tm>

Your grade will be:

Developing
Secure
Exceeding