

Cardinal Newman Catholic School

Holy Cross Catholic Multi Academy Company

YEAR 8

Spring Assessments 2024



Name:

“Knowledge through the light of faith”



CARDINAL
NEWMAN
CATHOLIC SCHOOL

Assessment Booklet Introduction

Dear Parents/Carers and Students

Re: Spring Assessments

This year we will administer three assessment seasons within the school year. At the end of the Autumn term, students completed their Autumn assessments. Students will complete their Spring assessments before Easter and the final assessment season is towards the end of the Summer term. These assessments will be used by teachers to identify strengths and any areas where more support may be needed. Students also have the opportunity to reflect on their progress and to set targets for moving forward.

As with the Autumn assessments, the results of the upcoming Spring assessments will be shared with students and parents in a progress review report at the end of the term. Students will receive a report which details the percentage outcome from each assessment alongside the average percentage outcome for the class. This will enable parents to assess progress alongside the average outcome for the class and to see if your child is progressing at the expected standard for the group following the learning covered. More information will be provided alongside the assessment outcome results later in the term.

We want students to have the opportunity to be fully prepared for their assessments and have organised this booklet to help support revision and organisation of time. The Spring assessments will begin on **Monday 26th February until Friday 8th March 2024**. Teachers will advise students on how to use this booklet in lessons. It can also be used to help students study at home to help remember and recall information. As such, it is vitally important that students bring this booklet into school every day to use in lessons as well as home.

We recognise that sometimes assessment season can cause some students to feel anxious or stressed. If you have any concerns or worries please contact the Head of Year via the school telephone or email below.

We want this to be a positive experience that supports and develops the skills and resilience in preparation for future examinations. If you need any further support, guidance or information please do not hesitate in contacting us.

Yours faithfully

Mr J McLintock
Head of Year 8

Email: joe.mclintock@cncs.school



Ms E O'Connor
Headteacher

Email: Emma.french@cncs.school



Timetable

Step One: Highlight your assessments



YEAR 8			WEEK B					WEEK A				
			MONDAY	TUESDAY	WEDNESDAY	THURSDAY	FRIDAY	MONDAY	TUESDAY	WEDNESDAY	THURSDAY	FRIDAY
A SIDE	APPLIED SUBJECTS AB SIDE	8A1		COMP SCI		FRENCH		ART				
		8A2		COMP SCI						ART		FRENCH
		8A3		FRENCH					ART			COMP SCI
		8A4		COMP SCI		FRENCH			ART			
		8A5		COMP SCI				FRENCH			ART	
	CORE SUBJECTS	8A1	RE	HISTORY			SCIENCE			ENGLISH	MATHS	GEOGRAPHY
		8A2	GEOGRAPHY	MATHS			SCIENCE	RE		ENGLISH	HISTORY	
		8A3	RE		HISTORY		SCIENCE		MATHS	ENGLISH	GEOGRAPHY	
		8A4	GEOGRAPHY	ENGLISH			SCIENCE		HISTORY	RE	MATHS	
		8A5		MATHS		ENGLISH	GEOGRAPHY	HISTORY		RE		SCIENCE
B SIDE	APPLIED SUBJECTS CD SIDE	8B1	ART				COMP SCI					FRENCH
		8B2					COMP SCI		ART			FRENCH
		8B3		ART			COMP SCI			FRENCH		
		8B4	COMP SCI	FRENCH				ART				
	CORE SUBJECTS	8B1	MATHS	SCIENCE		GEOGRAPHY				RE	HISTORY	ENGLISH
		8B2	MATHS	SCIENCE	GEOGRAPHY					RE	HISTORY	ENGLISH
		8B3	MATHS			HISTORY	ENGLISH		SCIENCE		GEOGRAPHY	RE
		8B4			RE	HISTORY	ENGLISH	SCIENCE	MATHS	GEOGRAPHY		

Step Two: Using your school timetable and assessment timetable, create your assessment schedule below:

Assessment E.g. English	Date	Period	Topic E.g. Transactional Writing
English			
Maths			
Science			
RE			
History			
Geography			
French			
Computer Science			
Art			

Assessment Booklet

English

What am I being assessed on?

In your exam, you will be asked to answer questions from two sections. You will be tested on your knowledge of subject terminology, and you must evidence your understanding of a poem from our power and conflict poetry unit.

Timings:

Section A:

Terminology (10 minutes)

Section B: Poetry

Response (5 minutes planning and 30 minutes writing)

What revision material should I revise from?



- ☐ Use the revision tasks on the next page
- ☐ Use the PPT/ revision support provided by your teacher
- ☐ Review BBC Bitesize for the key poems taught
- ☐ Use Seneca learning to review poetic devices and the key poems we have learnt

Bitesize

How can I revise?

- ☐ **Quizzing:** create a mini text or quiz on a topic with a friend and swap
- ☐ **Graphic organisers:** are a handy vehicle to get students reconstructing their revision topics, making meaningful links and connections
- ☐ **Example Questions:** test yourself on the skills by practicing example questions
- ☐ **Mindmaps:** A mind map is a diagram used to visually organize information. A mind map is hierarchical and shows relationships among pieces of the whole.
- ☐ **Flashcards:** to write keywords or notes on cards and test yourself on the meaning

Assessment Booklet

English

Additional Revision Tasks

Terminology

Task: Match the term to the correct definition!

- ☐ Adjective
- ☐ Metaphor
- ☐ Noun
- ☐ Simile
- ☐ Sensory language
- ☐ Stanza
- ☐ Enjambment
- ☐ Caesura
- ☐ Free Verse
- ☐ Tone

The Hero by Siegfried Sassoon

"Jack fell as he'd have wished," the Mother said,
And folded up the letter that she'd read.
"The Colonel writes so nicely." Something broke
In the tired voice that quavered to a choke.
She half looked up. "We mothers are so proud
Of our dead soldiers." Then her face was bowed.
Quietly the Brother Officer went out.
He'd told the poor old dear some gallant lies
That she would nourish all her days, no doubt.
For while he coughed and mumbled, her weak eyes
Had shone with gentle triumph, brimmed with joy,
Because he'd been so brave, her glorious boy.
He thought how "Jack," cold-footed, useless swine,
Had panicked down the trench that night the mine
Went up at Wicked Corner; how he'd tried
To get sent home; and how, at last, he died,
Blown to small bits. And no one seemed to care
Except that lonely woman with white hair.

Poetry Tasks:

1. Write a sentence summarising the story of the poem.
2. Highlight the key quotations in the poem.
3. Label the poetic devices you can identify in the poem.
4. Explain the meaning of your quotation.
5. Explain how the reader might feel.

Additional Tasks:

- ☐ Create revision flash cards to learn the key terms
- ☐ Get someone to quiz you on the definitions
- ☐ Give an example of each of the terms in the terminology task
- ☐ Practice writing PETER paragraphs about the poem: The Hero

Assessment Booklet

Maths

45-Minute Non-Calculator Assessment

All content covered since September 2023 including basic numeracy

Sequences

- Term to Term rule
- Nth Term

Angles

- Angles on a Straight line
- Angles around a point
- Parallel Lines

Fractions

- Four operations
- Improper Fractions
- Fraction of amount

Algebra

- Collect like terms
- Expand and simplify
- Factorise

Geometry

- Area of Triangles and Quadrilaterals
- Area of Circles
- Circumference
- Volume of Cuboids
- Pythagoras' Theorem

Ratio

- Simplify
- Express as a fraction
- Divide in a given ratio
- Recipe Problems

Equations

- Solving 2 step equations
- Unknowns on both sides

What revision material should I revise from?

- Use your exercise books to review the lessons you have had since September.
- Login to Mathswatch. It has helpful videos and questions on every topic you might be tested on. Ask your teacher to reset your password if you have forgotten your login details! The default details are your "**pnumber@cncs**"

How can I revise?

- Your class teacher will complete some revision lessons with you ahead of the assessment. Rapid recalls will focus on revision topics.
- You can look back at old lessons in your books.
- Make posters and revision cards about key methods and facts e.g method for expanding brackets or how to convert from a mixed number to an improper fraction.
- Watch videos and complete tasks on Mathswatch, use the tick list to check which video clips match each topic.
- Check other revision sources on the internet. For example, BBC Bitesize and CorbettMaths have helpful guides and exercises.



Assessment Booklet

Maths

Additional Revision Tasks

Year 8 Revision Checklist: Login to mathswatch and search for the tasks below. Give yourself a Red/Amber/Green rating. If you still need to work on a topic then watch the video clip to help you, it has a full worked example for each topic.

Topic	Skill	RAG
Algebraic Manipulation	<ul style="list-style-type: none">Collect like termsExpand and SimplifyFactorise	
Angles	<ul style="list-style-type: none">Angle RulesAngles in Parallel Lines	
Fractions	<ul style="list-style-type: none">Four operationsImproper FractionsFraction of amount	
Equations	<ul style="list-style-type: none">Solve 1 and 2 step EquationsUnknowns on both sides	
Area and Perimeter	<ul style="list-style-type: none">TrianglesTrapeziaCompound ShapesCircles	
Geometry	<ul style="list-style-type: none">Volume of CuboidsPythagoras' Theorem	
Ratio	<ul style="list-style-type: none">SimplifyExpress as a fractionDivide in a given ratioRecipes	
Sequences	<ul style="list-style-type: none">Term to term ruleGenerating a sequenceNth term	

My Work **Videos** My Progress Feedback Extras account Logout

Find a Clip

Qualification

Tier

Grade

Topic

Search

Choose Clip (251)

Clip	Title
1	Place Value
2	Ordering Integers
3	Ordering Decimals
4	Reading Scales

- Use Mathswatch to find questions and videos on the revision topics above!
- Click on the video tab, then search for whichever topic you want to revise.
- The qualification should be set to GCSE as in the example on the left.
- Your class teacher may also set you specific tasks to revise

Assessment Booklet

Science

What am I being assessed on?

You will be tested on the following topics:

Biology – B6 Inheritance, Variation and Evolution

Chemistry – C8 Chemical Analysis

Physics – P5 Forces

What revision material should I revise from?

- Use educake to quiz yourself

- Use the below links –

<https://www.freesciencelessons.co.uk>

<https://www.bbc.co.uk/bitesize/levels/z98jmp3>

<https://classroom.thenational.academy/subjects-by-key-stage/key-stage-3/subjects/science>



How can I revise?

- **Videos:** Watch the videos using the online resources suggested above and summarise these after watching

- **Posters:** Make posters on the key concepts

- **Quizzing:** Create a quiz on a topic with a friend and swap

- **Mindmaps:** A mind map is a diagram used to visually organize information. A mind map is hierarchical and shows relationships among pieces of the whole.

- **Flashcards:** To write keywords or notes on cards and test yourself on the meaning

- **Practice Questions:** Test yourself on the skills by practicing example questions from online resources suggested above

Assessment Booklet Religious Education

What am I being assessed on?



Topic Area	R	A	G
Key terms and definitions			
Sikhism - Guru Nanak - The 5 Ks			
The Mass - Signs and symbols - The Trinity			

What revision material should I revise from?

To revise, you should use the resources provided by your teacher on class charts/Teams. These include:

- This revision booklet
- Knowledge revision sheet
- Knowledge organiser

You can also use site such as Seneca or BBC bitesize for interactive online revision.



How can I revise?

- ☐ Complete the PLC at the top of this page (RAG rate your confidence for each topic to help personalise your revision)
- ☐ Complete your knowledge organiser
- ☐ Highlight key points on your revision sheet
- ☐ Create revision flash cards using the content on your revision sheet
- ☐ Create a spider diagram using the content. Include pictures and images to keep it visual.
- ☐ Learn/Test yourself using your revision resources
- ☐ Create examples of exam questions using the content and practice answering them

★ Challenge:

- Give definitions for each key term listed on your revision sheet without looking
- Write 2 x PEE paragraphs on each topic listed on your PLC (this will help you with your B questions)
- Write 4 x PEE on one topic of your choice from the revision sheet

Assessment Booklet

Religious Education

Define each key term:

Khalsa -

Khanda -

5 K's -

Guru Nanak

Trinity -

The Mass -

Eucharist -

Omnipotent -

Choose 4 key terms to use accurately in a sentence.

For example: Guru Nanak is inspirational to Sikhs.

1. _____

2. _____

3. _____

4. _____

Finish the sentences to apply your knowledge –

1. The Trinity is _____

2. The Eucharist is important because _____

3. Many symbols can be found during the Mass, such as _____

4. The 5 K's are _____

5. Guru Nanak founded Sikhism when

6. Catholics believe

Assessment Booklet Geography

Assessment Topics & Focuses

Key Revision Themes – Year 8 Spring Assessment

Term 1.1: Crumbling Coasts | Term 1.2: Supply & Demand | Term 2.1: Devastating Disasters

Term 1.1: Crumbling Coasts

- Geology – Differences between sedimentary, metamorphic and igneous rock (including formation/distribution).
- Coastal Processes – Forms of erosion, weathering, transportation, deposition and mass movement.
- Effects – Social, economic and environmental impacts of coastal erosion.
- Climate Change/Global Warming – Causes and consequences upon the coastal landscape/tropical islands.

Term 1.2: Supply & Demand

- Classifying Energy Resources – Types of renewable, non-renewable and recyclable energy.
- Distribution of renewable energy resources and reasons for their distribution.
- Consequences of consuming fossil fuels (non-renewable resources).
- Features of sustainable communities.

Term 2.1: Devastating Disasters

- Natural Disasters – Types, causes and effects.
- Tectonic Hazards – Causes and effects.
- Tectonic Plate Movement – Divergent, Convergent & Conservative.
- Tectonic Hazard Case Studies - The 1960 Valdivia Earthquake, The Eyjafjallajökull Iceland Eruption (2010), Pompeii Eruption (79 AD) and the Japan (Tokoku) Earthquake & Tsunami of 2011.

Revision Material & Resources

Main Geography Revision Resources


1. Educake Quizzes
2. YouTube Videos (Next Page)

Extra Geography Revision Resources

- BBC Bitesize
- Revision Resources (Available In Class)

Further Guidance

Feel free to contact Mr. Miller (Head of Geography) via email or discuss your assessment criteria with your class teacher.



Assessment Booklet

Geography

Optional Revision Tasks

AO1 – Key Term Practice

Erosion
Hydraulic Action
Abrasion
Corrosion
Attrition
Freeze-Thaw Weathering
Chemical Weathering
Longshore Drift
Climate Change
Global Warming
Renewable Energy
Non-Renewable Energy
Recyclable Energy
Fossil Fuels
Landscape Scarring
Coral Bleaching
Sustainability
Tectonic Hazards
Convection Currents
Divergent Plate Margin
Convergent Plate Margin
Subduction
Conservative Plate Margin
Conception Earthquakes

AO2 – Geographical Knowledge Questions

1. **List** two forms of mass movement.
2. **Describe** one effect of destructive waves.
3. **Explain** how longshore drift carries sediment down the coastline.
4. **Suggest** one reason why sedimentary rock is vulnerable to coastal erosion.
5. **List** five impacts of coastal erosion upon the landscape.
6. **Explain** two consequences of global warming.
7. **Compare** the differences between the causes of climate change (natural) and global warming (human activities).
8. **Describe** one reason why fossil fuels are running out.
9. **Describe** one benefit of using renewable energy.
10. **Explain** one reason for the distribution of fossil fuels.
11. **Explain** two features of a sustainable house.
12. **Explain** how convection currents cause tectonic plate movement.
13. **Compare** the differences between convergent, divergent and conservative plate boundaries.
14. **Assess** the severity of impacts by comparing different tectonic hazard case studies
15. **Explain** one reason for the global distribution of tectonic hazards (earthquakes/active volcanoes).

Supporting Videos – Crumbling Coasts

[Causes and Effects of Climate Change | National Geographic - YouTube](#)

[Should we protect properties affected by coastal erosion? | BBC Teach - YouTube](#)

[Geography | KS3 | Erosion | BBC Teach - YouTube](#)
[Longshore Drift - YouTube](#)
[Kiribati: Battling for Survival \(Rising Sea Levels\) - YouTube](#)

Supporting Videos – Supply & Demand + Devastating Disasters

[Global Warming 101 | National Geographic - YouTube](#)
[renewable and non renewable energy - YouTube](#)
[Powered by @GeographyHawks - YouTube](#)
[Geography | KS3 | Explain This... | Plate Tectonics | BBC Teach - YouTube](#)
[1960 chile earthquake - YouTube](#)
[Eyjafjallajökull Case Study - YouTube](#)

[What happened when Vesuvius erupted in 79AD? | History - Pompeii - YouTube](#)
[Rare Video: Japan Tsunami | National Geographic - YouTube](#)
[What are the threats facing the Amazon? | WWF - YouTube](#)

Assessment Booklet History

What am I being assessed on?

You will be assessed on the following topics:

- **Industrial revolution**
- **Peterloo Massacre**
- **British Empire – Australia – India – Africa – Ireland**

What revision material should I revise from?

For Industrial Revolution use the link below:

<https://www.bbc.co.uk/bitesize/articles/z6kg3j6#zsqr4xs>

For Peterloo Massacre use the following link below:

<https://www.bbc.co.uk/teach/class-clips-video/history-gcse-the-peterloo-massacre/zbdrkmn>

For British Empire use the link below:

https://www.youtube.com/playlist?list=PLcvEcrsF_9zLFhetle-QrjRvL7vjJo8



Assessment Booklet

History

Additional Revision Tasks:

Key Words	Definition
Arkwright	
Back to Back houses	
Cholera	
Entrepreneur	
Factories	
Population	
Poverty	
Spinning Jenny	
Slums	
Luddites	
Pocket Boroughs	
MPs	
Rotten Boroughs	
Peterloo	
Voting rights	
Empire	
Mutiny	
Colony	
Imperialism	
Nationalist	
Indigenous	

Assessment Booklet

French

What am I being assessed on? Module Holidays in Paris

For your French assessment you need to revise the following topics:

- The perfect tense of regular verbs: **-er, -ir and -re** . The rules to form the past tense are in your exercise book.
- The perfect tense of irregular verbs. These verbs that do not follow the rules of the regular verbs are in your exercise book.
- Say what you did and when.
- Give your opinion about activities: what something was like: e.g.: c'étais marrant/ ennuyeux...
- Vocabulary on means of transport: how you got to places: by train, car, etc.
- Ask questions about past events: you need to know question words: où?= where?, qui?= who?, comment?= how, quand?= when?, combien?= how much/ many? And à quelle heure? = at what time?
- All the vocabulary you need is in your book and also in Class Charts.
- Your assessment will include: listening, reading and writing tasks.

How can I revise?

1. Learn/ revise the vocabulary of the topic (you will find copy in your book & Class Charts)

Choose one section,

- Look at the words and spend 5 minutes learning them.
- Write it down, then cover the English, read the French and see if you remember the meaning.
- Then cover the French and see if you can remember the word in French .
- Ask somebody at home to text you to see if you remember the words.

2. Read through the work done in class and re-do important tasks: grammar and writing sentences.

3. Complete the revision tasks in the next page

Assessment Booklet

French

Additional Revision Tasks: the following tasks will help you prepare for your assessment

1. Read the post cards and for sentences 1-8 write Abel, Candice or Rémi

Paris, c'est fantastique! Je n'ai pas visité Notre-Dame, mais j'ai visité la tour Eiffel. J'ai fait la queue pendant trente minutes et j'ai rencontré une jolie fille qui s'appelle Marie! Après, j'ai mangé un hamburger...avec Maie! Tu es jaloux? Ton copain Abel	Je suis à Paris! Le 14 juillet, j'ai regardé le défilé et j'ai pris des photos. Hier, j'ai visité le musée du Louvre et j'ai vu la Joconde. La visite a fini à deux heures et demie et puis j'ai bu un coca à la cafétéria du musée. Bisous, Candice	J'adore Paris! Avant-hier, j'ai fait une balade en bateau-mouche et ensuite, j'ai acheté des souvenirs pour ma famille. Hier, j'ai regardé le feu d'artifice du 14 juillet, puis j'ai envoyé des cartes postales à tous mes amis. À bientôt! Rémi
---	--	---

1 Took photos 2. Visited the Louvre Museum 3. Met a nice girl 4. Watched the fireworks	5. Visited the Eiffel Tower 6. Wrote postcards 7. Drank a coke 8. Did not visit Notre-Dame
---	---

2. Read the postcards again and decide if the sentences 1-8 are true (V), false (F) or not mentioned (NM)

- | | |
|--|--|
| 1. Abel visited Notre-Dame Cathedral. | 5. Candice and Rémi both visited Paris in July. |
| 2. He had to queue for 30 minutes at the Eiffel Tower. | 6. Candice saw the Mona Lisa in the Louvre Museum. |
| 3. Marie doesn't live in Paris | 7. She finished visiting the Louvre at 10.30. |
| 4. Abel and Marie had something to eat together. | 8. Rémi sent postcards to his family. |

Translate the following sentences into English:

1. J'ai pris beaucoup de photos avec mon portable.
2. On a visité la tour Eiffel.
3. J'ai beaucoup aimé mon voyage.
4. J'ai bu un coca au MacDo.
5. Je suis allé au cinéma avec un copain.
6. J'ai trouvé ça marrant!

Assessment Booklet

Computer Science

What am I being assessed on?

You will be assessed on the topics you have covered in lessons so far;

- Social engineering including the different techniques
- Malware and the different categories, their names and how they work
- Spreadsheets (cell references and ranges)
- Spreadsheets (Formulas & graphs)
- Computational thinking (Binary conversion, adding binary)
- Computational thinking (Image representation)

What revision material should I revise from?

You can use your class books and work that has been completed in lesson, or, look at homework questions that have been done as these are a good indicator of the types of questions that will be in your assessment.

These websites will also be useful.

<https://www.bbc.co.uk/bitesize/guides/zdydmp3/revision/1>

<https://www.bbc.co.uk/bitesize/guides/z26rcdm/revision/1>

<https://www.bbc.co.uk/bitesize/guides/zpfdwmn/revision/2>

How can I revise?

You can read the materials you have and make notes, use the 'Read, Cover, Write' method to check your knowledge recall.

You could make flash cards or other revision materials such as mind-maps or spider-diagrams.

Assessment Booklet

ART

What am I being assessed on?

In art you will be assessed on how well you can draw an image related to the bugs and insects project.

We will be assessing the drawing for the correct application of observational techniques and the use of shading, texture and detail. Equipment required Pencil, Ruler, Eraser, Sharpener.

Source material for the drawing will be supplied.

What revision material should I revise from?

You could prepare for this by copying the images of bugs and insects below and from the internet

