

Cardinal Newman  
Catholic School  
Holy Cross Catholic Multi Academy Company

YEAR 7

Summer Assessments  
2024



Name:

“Knowledge through the light of faith”



CARDINAL  
NEWMAN  
CATHOLIC SCHOOL

# Assessment Booklet Introduction

Dear Parents/Carers and Students

## Re: Summer Assessments

This year students have completed their Autumn and Spring assessments. Students will complete their Summer assessments in the final Summer term. These assessments will be used by teachers to identify strengths and any areas where more support may be needed. Students also have the opportunity to reflect on their progress and to set targets for moving forward next year.

As with the previous assessments, the results of the upcoming Summer assessments will be shared with students and parents in a progress review report at the end of the term. Students will receive a report which details the percentage outcome from each assessment alongside the average percentage outcome for the class. This will enable parents to assess progress alongside the average outcome for the class and to see if your child is progressing at the expected standard for the group following the learning covered. Alongside the percentage outcome, students will be provided with an end of year 'working at' grade for their core subjects including Geography and History. We will be sharing further information about 'working at' and target grades in the final summer term.

We want students to have the opportunity to be fully prepared for their assessments and have organised this booklet to help support revision and organisation of time. The Summer assessments will begin on **Monday 10<sup>th</sup> June 2024 and finish on Friday 21<sup>st</sup> June 2024**. Teachers will advise students on how to use this booklet in lessons. It can also be used to help students study at home to help remember and recall information. As such, it is vitally important that students bring this booklet into school every day to use in lessons as well as home.

We recognise that sometimes assessment season can cause some students to feel anxious or stressed. If you have any concerns or worries please contact the Head of Year via the school telephone or email below.

We want this to be a positive experience that supports and develops the skills and resilience in preparation for future examinations. If you need any further support, guidance or information please do not hesitate in contacting us.

Yours faithfully

**Mr R. Poole**  
Head of Year 7  
Email: [robert.poole@hccmac.co.uk](mailto:robert.poole@hccmac.co.uk)



**Ms E O'Connor**  
Headteacher  
Email: [Emma.oconnor@hccmac.coc.uk](mailto:Emma.oconnor@hccmac.coc.uk)



# Timetable

Step One: Highlight your assessments



YEAR 7			WEEK B					WEEK A				
			MONDAY	TUESDAY	WEDNESDAY	THURSDAY	FRIDAY	MONDAY	TUESDAY	WEDNESDAY	THURSDAY	FRIDAY
APPLIED SUBJECTS	7A1				DRAMA	ART	SPANISH			COMP SCI		
	7A2				COMP SCI		FRENCH	SPANISH	DRAMA	ART		
	7A3	SPANISH DRAMA	COMP SCI			FRENCH				DRAMA	ART	
	7A4		COMP SCI		ART	SPANISH	DRAMA		FRENCH			
	7A5		COMP SCI	FRENCH		SPANISH	ART	DRAMA				
CORE SUBJECTS	7A1	ENGLISH	MATHS	SCIENCE		GEOGRAPHY			HISTORY	RE		
	7A2			MATHS	SCIENCE	HISTORY	ENGLISH			RE	GEOGRAPHY	
	7A3	RE		MATHS	GEOGRAPHY			SCIENCE		ENGLISH	HISTORY	
	7A4	GEOGRAPHY	MATHS			ENGLISH			RE	SCIENCE	HISTORY	
	7A5	HISTORY	MATHS		SCIENCE		ENGLISH		RE		GEOGRAPHY	
B SIDE	APPLIED SUBJECTS	7B1	DRAMA			FRENCH	ART	COMP SCI	SPANISH	DRAMA		
		7B2	COMP SCI			SPANISH		ART		FRENCH	DRAMA	
		7B3	ART DRAMA		FRENCH	COMP SCI			DRAMA		SPANISH	
		7B4	ART					SPANISH	COMP SCI		FRENCH	DRAMA
	CORE SUBJECTS	7B1	GEOGRAPHY			SCIENCE	MATHS		ENGLISH	RE		HISTORY
		7B2	GEOGRAPHY	RE			MATHS		HISTORY	SCIENCE	ENGLISH	
		7B3	MATHS	HISTORY			SCIENCE		ENGLISH	RE		GEOGRAPHY
		7B4		RE	HISTORY		MATHS	SCIENCE	GEOGRAPHY		ENGLISH	

Step Two: Using your school timetable and assessment timetable, create your assessment schedule below:

Date <i>(e.g. Mon 10th June)</i>	Period <i>E.g. P2</i>	Assessment <i>E.g. English</i>	Topic <i>E.g. Transactional Writing</i>

# Assessment Booklet English

dreamstime.

## What am I being assessed on?

- In this assessment we will be asking you to read a short extract and respond to some reading comprehension questions, as well as find examples for five types of terminology.
- You will also have the chance to write your ideas about the extract, using evidence from the text (PETER paragraphs)
- Finally, you will correct the SPaG mistakes in five sentences.

## Bitesize

## What revision material should I revise from?

- AO1 Skill - Understanding Implicit and Explicit Information
- AO2 Skill – Explanation and Analysis (PETER paragraphs)
- AO2 Skill – Subject Terminology
- AO6 Skill – Spelling, Punctuation and Grammar

You can practice using Bitesize website, Seneca or Educake. Your teacher will go over the revision lesson in class. You can also use your class book.

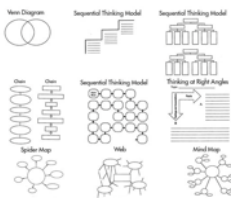
## How can I revise?

SENECA

**Quizzing:** create a mini text or quiz on a topic with a friend and swap

Are there any other tips you have notes down that we could add?

**Flashcards:** to write keywords or notes on cards and test yourself on the meaning



## Revision Strategies



**Graphic organisers:** are a handy vehicle to get students reconstructing their revision topics, making meaningful links and connections

**Mindmaps:** A **mind map** is a diagram used to visually organize information. A mind map is hierarchical and shows relationships among pieces of the whole.

**Example Questions:** test yourself on the skills by practicing example questions

# Assessment Booklet

## English

### Additional Revision Tasks

**Complete the AO1 and AO2 activities based on the extract below:**

EGEUS Full of vexation come I, with complaint  
Against my child, my daughter Hermia.  
Stand forth, Demetrius. My noble lord,  
This man hath my consent to marry her.  
Stand forth, Lysander: and my gracious duke,  
This man hath bewitch'd the bosom of my child;  
Thou, thou, Lysander, thou hast given her rhymes,  
And interchanged love-tokens with my child:  
Thou hast by moonlight at her window sung.  
Be it so she; will not here before your grace  
Consent to marry with Demetrius,  
I beg the ancient privilege of Athens,  
As she is mine, I may dispose of her:  
Which shall be either to this gentleman  
Or to her death, according to our law  
Immediately provided in that case

#### **AO1 – Understanding (5 marks)**

**Answer the following AO1 style questions to check your comprehension and understanding**

- How does Egeus feel?
- Why does he feel like this?
- What does Egeus say about Lysander?
- What does Egeus want from Helena?
- What does the law say about Egeus right as a father?

#### **AO2 – Explanation and Inference (5 marks)**

**How does Shakespeare present Egeus in this extract?**

#### **Writing Frame Reminder**

P: Shakespeare presents Egeus as a concerned father in this extract

E: This is clear when he says “....”

T: The (technique / word class)

E: suggests...

R: which would make the reader feel...

#### **AO6 – SPaG (5 marks)**

- Create revision flashcards with the rules for punctuation (“.,;:?!“)
- Write the opening to an article about gender equality using accurate SPaG

#### **AO2 – Subject Terminology (5 marks)**

- Create revision flashcards to learn the key terms
- Get someone to quiz you on the definitions



### What am I being assessed on?

A Maths assessment consisting of both procedural questions and more complicated ones that focus on using problem solving skills. All content covered since September 2023 can be tested including basic numeracy.

### What revision material should I revise from?

- Use your exercise books to review the lessons you have had since September
- Login to Maths Watch. It has helpful videos and questions on every topic you might be tested on. Ask your teacher to reset your password if you have forgotten your login details.

### How can I revise?

- Your class teacher will complete some revision lessons with you ahead of the assessment.
- Look back at old lessons in your books.
- Make posters and revision cards about key methods and facts e.g how to calculate missing angles using simple angle rules - angles on a straight line, angles around a point, angles in a triangle
- Watch videos and complete revision task prepared by your teacher on Maths Watch
- Check other revision sources on the internet, e.g BBC Bitesize and CorbettMaths have helpful guides and exercises.

## Year 7 Revision Checklist

Login to Maths Watch and search for tasks below.  
Give yourself a Red/Amber/Green rating. If you still need to work on a topic then watch the video clip to help you.

# Maths



Topic	Skill	Maths Watch Video/Task	RAG
Algebraic Manipulation	<ul style="list-style-type: none"><li>Collect like terms</li><li>Substitute</li><li>Expand and Factorise</li></ul>	A6 A10 A8 A9	
Angles	<ul style="list-style-type: none"><li>Angles rules (e.g on a Straight line angles around a point)</li><li>Angles in a triangle</li></ul>	G13 G17	
Fractions	<ul style="list-style-type: none"><li>Four operations</li><li>Fraction of amount</li></ul>	N36 N42a N42b N33	
Decimals, Rounding and Estimation	<ul style="list-style-type: none"><li>Multiplying decimals</li><li>Dividing decimals</li><li>Rounding to powers of 10</li><li>Rounding to decimal places</li><li>Rounding to 1 significant figure (sets 1-2)</li><li>Estimation</li></ul>	N28b N29b N27a N27b N38 (sets 1-2) N43a N43b	
Equations	<ul style="list-style-type: none"><li>Solve 2 step Equations</li><li>Form Equations</li></ul>	A12 A17	
Area and Perimeter	<ul style="list-style-type: none"><li>Triangles and Trapezia</li><li>Compound Shapes</li><li>Circles (sets 1-2)</li></ul>	G20c G20d G22a (sets 1-2) G22b (sets 1-3)	
3D Shapes	<ul style="list-style-type: none"><li>Volume of Cuboids</li><li>Volume of Prisms</li></ul>	G21a G21b	
Ratio	<ul style="list-style-type: none"><li>Simplify and convert</li><li>Divide in a given ratio</li><li>Recipes</li></ul>	R5a R5b R8	
Sequences	<ul style="list-style-type: none"><li>Term to term rule</li><li>Nth term</li></ul>	A11a A11b A11c	
Graphs	<ul style="list-style-type: none"><li>Coordinates in 4 Quadrants</li><li>Plotting Linear Graphs</li></ul>	A1a A1b A14a	
Charts and Diagrams	<ul style="list-style-type: none"><li>Bar Charts</li><li>Pie Charts</li></ul>	S2a S9	
Transformations	<ul style="list-style-type: none"><li>Symmetry</li><li>Reflection</li><li>Enlargement</li><li>Reflection</li><li>Translation</li></ul>	G3 G7 G28 G4a G6 G5	
Percentages	<ul style="list-style-type: none"><li>Percentages of amounts</li><li>Percentage increase/decrease</li><li>Percentage change (sets 1-2)</li></ul>	N24b R9a N39a (sets 1-2)	

# Assessment Booklet

## Science

### What am I being assessed on?

You will be tested on topics you have studied from the start of the year. This year you have covered:

**Biology** – B1 Cells, B2 Organisation, B3 Infection and response

**Chemistry** – C1 Atomic Structure, C4 Chemical changes, C5 Energy Changes

**Physics** – P1 Energy, P2 Electricity

### What revision material should I revise from?


- Use educake to quiz yourself

- Use the below links –

<https://www.freesciencelessons.co.uk>

<https://www.bbc.co.uk/bitesize/levels/z98jmp3>

<https://classroom.thenational.academy/subjects-by-key-stage/key-stage-3/subjects/science>



### How can I revise?

- **Videos:** Watch the videos using the online resources suggested above and summarise these after watching

- **Posters:** Make posters on the key concepts

- **Quizzing:** Create a quiz on a topic with a friend and swap

- **Mindmaps:** A mind map is a diagram used to visually organize information. A mind map is hierarchical and shows relationships among pieces of the whole.

- **Flashcards:** To write keywords or notes on cards and test yourself on the meaning

- **Practice Questions:** Test yourself on the skills by practicing example questions from online resources suggested above



# Assessment Booklet Geography

## Assessment Criteria

1. **Term 1.1 - Welcome To Geography:** Pangaea; Energy Types; Tectonic Plate Movement & Hazards.
2. **Term 1.2 - Our Watery World:** Erosion; Weathering; Landforms; Flooding.
3. **Term 2.1 - Brilliant Biomes:** Biome Distribution/ Features/ Adaptations/ Threats – Tropical Rainforest, Desert, Tundra, Savanna, Coral Reef.
4. **Term 2.2 - Coventry:** The Industrial Revolution & Push vs. Pull Factors.
5. **Term 3.1 - Coarse Crimes:** Crime – Causes; Consequences; Reducing Crime; Hotspot Crime Countries; Terrorism & The Prison System.

## Revision Material & Resources

### Revision Material & Resources

- LMR to send key term/case study material via email to support revision.
- Assigned Educake quizzes based on topics of assessment to be set before half term.
- Relevant YouTube clips to build a wider knowledge of case studies.

### Videos (Emailed)

- Types Of Energy.
- Tectonic Hazards & Plate Movements.
- Erosion & Flooding.
- Biome Features.
- Types Of Crime.

## How To Revise

### Revision Support & Guidance

- Create concept maps, flash cards or knowledge quizzes based on key terms.
- Complete Educake quizzes to support key term comprehension and knowledge.
- Key terms/knowledge tests (Emailed).
- Above – YouTube/BBC Bitesize.
- **Exercise Books!** Review classwork tasks to build confidence of assessment links.



# Assessment Booklet


## History

### What am I being assessed on?

- 1) **Norman Conquest** – feudal system, castles, Domesday book, Harrying of the North.
- 2) **Medieval Life** – Women, Church, Crusades, peasant revolt, black death
- 3) **Tudor England** – War of the Roses, Henry VII, Henry VIII, Edward VI, Mary I & Elizabeth I.

### What revision material should I revise from?

- Exercise books
- Key knowledge summaries placed on classcharts
- Assigned Educake quizzes based on topics of assessment to be set before half term.
- Relevant YouTube clips to build a wider knowledge of case studies.



### How can I revise?

#### Revision Support & Guidance

- Create concept maps, flash cards or knowledge quizzes based on key terms.
- Complete Educake quizzes to support key term comprehension and knowledge.
- Key knowledge summaries on classcharts).
- Above – YouTube/BBC Bitesize.
- **Exercise Books!** Review classwork tasks to build confidence of assessment links.



# Assessment Booklet

## Religious Education

### What am I being assessed on?

#### Topics to revise:

- Holy Spirit
- Dei Verbum
- Ruah
- People of God
- Scientism
- Temple of the Holy Spirit
- Transubstantiation
- Fruits of the spirit

#### Your assessment will have 3 sections:

- Key terminology
- Knowledge and understanding
- Extended writing

### What revision material should I revise from?

1. Holy Spirit	The third person of the Trinity, true God, who Christians believe inspires people.
2. Pentecost	A Christian festival celebrating the time when the Holy Spirit came down to the apostles; also a Jewish festival known as Shavuot, celebrating the harvest and the giving of the Torah at Mount Sinai.
3. ruah	A Hebrew word meaning wind or breath; God's Spirit that was breathed in Adam to bring him to full life.
4. People of God	One of the names of the Church, emphasising the whole community of believers, united by their belief in God, the Father, Son and Holy Spirit.
5. Body of Christ	One of the names of the Church, emphasising the community of all those who are members of Christ's body through Baptism, with Jesus as their head, working together like one body.
6. Temple of the Holy Spirit	One of the names of the Church, emphasising the community of all those who are led by God's spirit in their lives, given to them through the sacraments.
7. Confirmation	The Sacrament of Initiation that completes Baptism and strengthens a person's faith by being sealed with the Holy Spirit as a mature member of the Church.
8. fruits of the Spirit	The behaviours and attitudes that are shown by a person who is filled with the Holy Spirit, such as love, joy and kindness.

### How can I revise?

- Highlight key points on your knowledge organiser
- Create flash cards or mindmaps using your knowledge organiser
- Create test yourself questions and get a family member or friend to check your knowledge
- Create your own visual key word bank
- Practice PEE paragraphs on different topics

# Assessment Booklet

## Computer Science Year 7

### What am I being assessed on?

You will be assessed on the topics you have covered in lessons so far;

- File organisation and keyboard shortcuts
- What is personal data and how we can keep it safe
- Understanding computers (types of system, input & output devices)
- Hardware & Software
- CPU & memory
- Programming in scratch (keywords – variable, algorithm)
- Computing Pioneers
- HTML

### What revision material should I revise from?

You can use your class books and work that has been completed in lesson, or, look at homework questions that have been done as these are a good indicator of the types of questions that will be in your assessment. These websites will also be useful.

<https://www.bbc.co.uk/bitesize/topics/zmpsgk7>

<https://www.bbc.co.uk/bitesize/guides/zws8d2p/revision/1>

<https://www.bbc.co.uk/bitesize/guides/zfjsgk7/revision/3>

<https://www.w3schools.com/html>

### How can I revise?

You can read the materials you have and make notes, use the 'Read, Cover, Write' method to check your knowledge recall.

You could make flash cards or other revision materials such as mind-maps or spider-diagrams.

# Assessment Booklet

## Art


### What am I being assessed on?

You will be assessed on your observational drawing skills from a secondary source. The theme for this assessment is portraits. We will be looking for:

- Accurate face shape
- Well positioned facial features
- Good sense of proportion
- A sense of 3D form created by using dark and light tone
- Use of shading to create skin and hair texture
- Appropriate use of shadows and highlights

### What revision material should I revise from?

You could prepare for this by copying images of faces from the internet. Copying other people's drawings can be easier than copying photographs.



### How can I revise?

It may be helpful to follow these step-by-step tutorials on how to draw a portrait.

<https://www.youtube.com/watch?v=NJHwXoNU3lo>

<https://www.youtube.com/watch?v=O08EF1TpdDs>

# Assessment Booklet

## French

### What am I being assessed on?

Your French assessment will have listening, reading, translation and writing tasks.

For your French assessment you need to revise the following topics:

- Vocabulary on school subjects and food.
- Opinions and reasons: saying why you like it or not.
- The time: ask for the time and understand the time
- Describe what you do in a school day.
- Grammar: -er verbs.
- All the vocabulary you need is in your exercise book: Module 2 vocabulary sheet and in Class Charts.

### What revision material should I revise from?

- The vocabulary copy and any grammar explanation the teacher has given you. You will find a copy of the vocabulary in Class Charts too.
- Your book: re-do any important vocabulary, grammar and translation tasks we have done.
- Quizlet website to practice vocabulary: [Studio 1 Module 2 Flashcards | Quizlet](#)

### How can I revise?

1. Learn/ revise the vocabulary of the topic (you will find copy in your book & Class Charts)

Choose one section, e.g. "les matières scolaires = school subjects", look at the words and spend 5 minutes learning them.

- Write it down, then cover the English, read the French and see if you remember the meaning.
- Then cover the French and see if you can remember the word in French.
- Ask somebody at home to test you to see if you remember the words.

2. Prepare revision cards with the main words and verbs of this topic: French in one side, and English on the other side. Start with 20 key words and verbs. Once you know them, create new cards.

3. Read through the work done in class and re-do important tasks: grammar and writing sentences. Use the sentences done in lesson as a model and write different sentences changing some of the words, this will help you learn key structures.

E.g. "J'aime l'histoire parce que c'est intéressant" (I like history because it's interesting) you can change it to: " Je n'aime pas l'anglais parce que c'est nul" (I don't like English because it's awful).

4. Complete the revision tasks you will find in the next page

# Assessment Booklet

## French

**Additional Revision Tasks** : the following tasks will help you prepare for your assessment

1. Écris les matières en français (label the school subjects in French):



2. Lis les phrases et écris les heures (read the sentences and write the times):

E.g.: Il est neuf heures – 9:00 o'clock

• Il est trois heures dix -

• Il est sept heures et quart -

• Il est une heure et demie -

• Il est dix heures moins le quart -

• Il est quatre heures moins cinq -

Lis les phrases et traduis en anglais (read the sentences and translate them into English)

- Je n'aime pas les maths parce que c'est nul
- J'aime l'anglais parce que c'est marrant
- J'adore la technologie parce que la prof est sympa.
- Je déteste la musique parce que difficile

Traduis les phrases suivantes en français (translate the following sentences into French)

- I like music because it is fun.
- I love French. It is my favourite subject.
- I hate History because it is difficult.
- I do not like Maths because the teacher is too strict.
- At nine thirty I have Science.

# Assessment Booklet Spanish

## What am I being assessed on? "Mi tiempo libre" Free Time

Your Spanish assessment will have listening, reading, translation and writing tasks.

For your Spanish assessment you will have to revise the following topics:

- Say what you like to do in your free time
- Opinions: I like= me gusta, I don't like= no me gusta, I like a lot = me gusta mucho, I don't like at all= no me gusta nada and saying why you like or dislike the activities.
- Opinions + a verb: e.g. I like to listen to music= me gusta escuchar música
- The present tense of regular verbs ending in -AR/ ER and IR. The rules on how to form and use these verbs are in your book and will also be in Class Charts.
- Vocabulary to talk about the weather and the sports you do and play
- Connectives: pero= but, y= and, porque= because, también = also and quantifiers: muy= very, bastante= quite, un poco = a little/ a bit.

## What revision material should I revise from?

- The vocabulary copy and any grammar explanation the teacher has given you. You will find a copy of the vocabulary in Class Charts too.
- Your book: re-do any important vocabulary, grammar and translation tasks we have done.
- Use the revision presentation (PPT) that is in Class Charts, complete all the tasks at least twice
- Quizlet website to practice vocabulary: [VIVA 1 Module 2 Flashcards | Quizlet](#)

## How can I revise?

1. Learn/ revise the vocabulary of the topic (you will find a copy in your book & Class Charts)

Choose one section, e.g. " What do you like to do? "

- look at the words and spend 5 minutes learning them.
- Write it down, then cover the English, read the Spanish and see if you remember the meaning.
- Then cover the Spanish and see if you can remember the word in Spanish.
- Ask somebody at home to test you to see if you remember the words.

2. Prepare revision cards with the main words and verbs of this topic: Spanish in one side, and English on the other side. Start with 20 key words and verbs. Once you know them, create new cards.

3. Read through the work done in class and re-do important tasks: grammar tasks and writing sentences. Use the sentences done in lesson as a model and write different sentences changing some of the words, this will help you learn key structures.

E.g. "Me gusta escuchar música porque es divertido" (I like listening to music because it is fun) you can change it to: " No me gusta ver la televisión porque es tonto" (I don't like watching TV because it is silly).

4. Complete the revision tasks you will find in the next page



# Assessment Booklet

## Spanish

**Additional Revision Tasks:** the following tasks will help you prepare for your assessment

### Translate into English


- Me gusta chatear porque es interesante
- No me gusta jugar videojuegos porque es aburrido
- Me encanta ver la televisión porque es guay.
- No me gusta escuchar música porque no es interesante

### Traduce las frases al español (translate the following sentences into Spanish)

- I like to watch TV because it is fun
- I don't like to write emails because it is boring
- I like a lot to surf the net because it is interesting.
- I do not like at all to send messages because it is stupid.

### El tiempo = the weather = label the weather pictures in Spanish

¿Qué tiempo hace?



hace calor	llueve	hace frío	nieva	hace sol
hace buen tiempo	hace viento	hace mal tiempo	está nublado	hay tormenta

Translate the following phrases into Spanish:

When it's raining I dance \_\_\_\_\_

When it's hot I listen to music \_\_\_\_\_

When it's nice weather I ride my bike \_\_\_\_\_

When it's cold I sing karaoke \_\_\_\_\_

# Assessment Booklet Technology

## What am I being assessed on?

Summer assessments will take place during normal technology lessons. Students will be informed by their class teacher as to when the assessment will take place, it will be an assessment of their understanding and execution of the skills required for the rotation. Class teachers will talk through the requirements and success criteria prior to the assessment, information will be added to class charts to allow students to prepare or practice the skills in advance.

The assessment will indicate if they are making expected progress, working towards or exceeding expected progress and give the student specific feedback in order to improve their outcome for their end of rotation pitstop.

## What revision material should I revise from?

**To prepare for your assessment please consider how you would answer the following in your current subject rotation;**

**Health & Safety** – What measures need to be put in place? How are you ensuring that you are keeping yourself and others around you safe?

**Quality Control** – How can you ensure that you checking the quality of the product at each stage?

**Tools & Equipment** – Can you name all the tools you have been using and explain what they are needed for?

**Final Outcome** – What are you doing to ensure that you create a high-quality final outcome?