

Cardinal Newman
Catholic School
Holy Cross Catholic Multi Academy Company

YEAR 8

Summer Assessments
2024



Name:

“Knowledge through the light of faith”



CARDINAL
NEWMAN
CATHOLIC SCHOOL

Assessment Booklet Introduction

Dear Parents/Carers and Students

Re: Summer Assessments

This year students have completed their Autumn and Spring assessments. Students will complete their Summer assessments in the final Summer term. These assessments will be used by teachers to identify strengths and any areas where more support may be needed. Students also have the opportunity to reflect on their progress and to set targets for moving forward next year.

As with the previous assessments, the results of the upcoming Summer assessments will be shared with students and parents in a progress review report at the end of the term. Students will receive a report which details the percentage outcome from each assessment alongside the average percentage outcome for the class. This will enable parents to assess progress alongside the average outcome for the class and to see if your child is progressing at the expected standard for the group following the learning covered. Alongside the percentage outcome, students will be provided with an end of year 'working at' grade for their core subjects including Geography and History. We will be sharing further information about 'working at' and target grades in the final summer term.

We want students to have the opportunity to be fully prepared for their assessments and have organised this booklet to help support revision and organisation of time. The Summer assessments will begin on **Monday 10th June 2024 and finish on Friday 21st June 2024**. Teachers will advise students on how to use this booklet in lessons. It can also be used to help students study at home to help remember and recall information. As such, it is vitally important that students bring this booklet into school every day to use in lessons as well as home.

We recognise that sometimes assessment season can cause some students to feel anxious or stressed. If you have any concerns or worries please contact the Head of Year via the school telephone or email below.

We want this to be a positive experience that supports and develops the skills and resilience in preparation for future examinations. If you need any further support, guidance or information please do not hesitate in contacting us.

Yours faithfully

Mr J. McLintock
Head of Year 8
Email: joseph.mclintock@hccmac.co.uk



Ms E O'Connor
Headteacher
Email: Emma.occonor@hccmac.co.uk



Timetable

Step One: Highlight your assessments



YEAR 8		WEEK B					WEEK A					
		MONDAY	TUESDAY	WEDNESDAY	THURSDAY	FRIDAY	MONDAY	TUESDAY	WEDNESDAY	THURSDAY	FRIDAY	
A SIDE	APPLIED SUBJECTS AB SIDE	8A1	SPANISH	COMP SCI		FRENCH		ART			DRAMA	
		8A2		COMP SCI			SPANISH	DRAMA		ART		FRENCH
		8A3		FRENCH		DRAMA		SPANISH	ART			COMP SCI
		8A4		COMP SCI	DRAMA	FRENCH			ART			SPANISH
		8A5	SPANISH	COMP SCI			DRAMA	FRENCH			ART	
	CORE SUBJECTS	8A1	RE	HISTORY			SCIENCE			ENGLISH	MATHS	GEOGRAPHY
		8A2	GEOGRAPHY	MATHS			SCIENCE	RE		ENGLISH	HISTORY	
		8A3	RE		HISTORY		SCIENCE		MATHS	ENGLISH	GEOGRAPHY	
		8A4	GEOGRAPHY	ENGLISH			SCIENCE		HISTORY	RE	MATHS	
		8A5		MATHS		ENGLISH	GEOGRAPHY	HISTORY		RE		SCIENCE
B SIDE	APPLIED SUBJECTS CD SIDE	8B1	ART		SPANISH		COMP SCI		DRAMA			FRENCH
		8B2		DRAMA			COMP SCI		ART	SPANISH		FRENCH
		8B3	SPANISH	ART			COMP SCI			FRENCH		DRAMA
		8B4	COMP SCI	FRENCH		SPANISH	DRAMA	ART				
	CORE SUBJECTS	8B1	MATHS	SCIENCE		GEOGRAPHY				RE	HISTORY	ENGLISH
		8B2	MATHS	SCIENCE	GEOGRAPHY					RE	HISTORY	ENGLISH
		8B3	MATHS			HISTORY	ENGLISH		SCIENCE		GEOGRAPHY	RE
		8B4			RE	HISTORY	ENGLISH	SCIENCE	MATHS	GEOGRAPHY		

Step Two: Using your school timetable and assessment timetable, create your assessment schedule below:

Date <i>(e.g. Mon 10th June)</i>	Period <i>E.g. P2</i>	Assessment <i>E.g. English</i>	Topic <i>E.g. Transactional Writing</i>

Assessment Booklet English

dreamstime.

What am I being assessed on?

- In this assessment we will be asking you to read a short extract and respond to some reading comprehension questions, as well as find examples for five types of terminology.
- You will also have the chance to write your ideas about the extract, using evidence from the text (PETER paragraphs)
- Finally, you will correct the SPaG mistakes in five sentences.

Bitesize

What revision material should I revise from?

- AO1 Skill - Understanding Implicit and Explicit Information
- AO2 Skill – Explanation and Analysis (PETER paragraphs)
- AO2 Skill – Subject Terminology
- AO6 Skill – Spelling, Punctuation and Grammar

You can practice using Bitesize website, Seneca or Educake. Your teacher will go over the revision lesson in class. You can also use your class book.

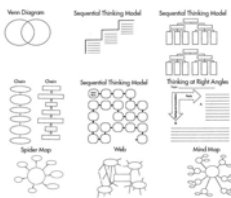
How can I revise?

SENECA

Quizzing: create a mini text or quiz on a topic with a friend and swap

Are there any other tips you have notes down that we could add?

Flashcards: to write keywords or notes on cards and test yourself on the meaning



Revision Strategies



Graphic organisers: are a handy vehicle to get students reconstructing their revision topics, making meaningful links and connections

Mindmaps: A **mind map** is a diagram used to visually organize information. A mind map is hierarchical and shows relationships among pieces of the whole.

Example Questions: test yourself on the skills by practicing example questions

Assessment Booklet

English

Additional Revision Tasks

Complete the AO1 and AO2 activities based on the extract below:

PRINCE

Rebellious subjects, enemies to peace,
Profaners of this neighbour-stained steel,--
Will they not hear? What, ho! you men, you
beasts,
That quench the fire of your pernicious rage
With purple fountains issuing from your
veins,
On pain of torture, from those bloody hands
Throw your mistemper'd weapons to the
ground,
And hear the sentence of your moved prince.
Three civil brawls, bred of an airy word,
By thee, old Capulet, and Montague,
Have thrice disturb'd the quiet of our streets,
And made Verona's ancient citizens
Cast by their grave beseeming ornaments,
To wield old partisans, in hands as old,
Canker'd with peace, to part your canker'd
hate:
If ever you disturb our streets again,
Your lives shall pay the forfeit of the peace.
For this time, all the rest depart away:
You Capulet; shall go along with me:
And, Montague, come you this afternoon,
To know our further pleasure in this case,
To old Free-town, our common judgment-
place.
Once more, on pain of death, all men depart.

AO1 – Understanding (5 marks)

Answer the following AO1 style question to check your comprehension and understanding

- List five things you learn about the people that fight on the streets of Verona.

AO2 – Explanation and Inference (5 marks)

How does Shakespeare present The prince in this extract?

Writing Frame Reminder

P: Shakespeare presents The Prince as a concerned ruler in this extract because...

E: This is clear when he says "..."

T: The (technique / word class)

E: suggests...

R: which would make the reader feel...

X3 paragraphs

AO6 – SPaG (5 marks)

- Create revision flashcards with the rules for punctuation (".,;:?!")
- Write the opening to an article about gender equality using accurate SPaG

AO2 – Subject Terminology (5 marks)

- Create revision flashcards to learn the key terms
- Get someone to quiz you on the definitions



What am I being assessed on?

50 Minute Assessment consisting of questions where you demonstrate a mathematical skill and more complicated ones that focus on using problem solving skills.

All content covered since September 2023 can be tested including basic numeracy. There will be a heavier focus on topics covered since your Spring Assessment in March.

You will be **allowed** the use of a calculator.

What revision material should I revise from?

- Use your exercise books to review the lessons you have had since September.
- Login to Mathswatch. It has helpful videos and questions on every topic you might be tested on. Ask your teacher to reset your password if you have forgotten your login details! Unless you've reset them, your password and username will both be pnumber@cncs e.g p1234@cncs

How can I revise?

- Your class teacher will complete some revision lessons with you ahead of the assessment. Rapid recalls will focus on revision topics.
- You can look back at old lessons in your books.
- Make posters and revision cards about key methods and facts e.g method for expanding brackets or how to convert from a mixed number to an improper fraction.
- Watch videos and complete tasks on Mathswatch, use the tick list to check which video clips match each topic.
- Check other revision sources on the internet. For example, BBC Bitesize and CorbettMaths have helpful guides and exercises.

Assessment Booklet Maths



Revision Checklist:

Login into mathswatch and search for the topics listed below. Give yourself a rating Red/Amber/Green. If you still need help, watch the video that goes with each task to see worked examples of each topic

The list below is **not** exhaustive, other topics you have covered this year can appear

Topic	Skill	Mathswatch Clip	RAG
Algebraic Manipulation	• Collect like terms	7	
	• Expand and Simplify	134	
	• <u>Factorise</u>	94	
	• Expand Double (Set 1 and 2)	134b	
Angles	• Angle Rules	45 and 121	
Fractions	• Four operations in mixed numbers	71-74	
	• Fraction of amount		
Equations	• Solve 2 step Equations	135	
	• Unknowns on both sides		
Area and Perimeter	• Triangles and Trapezia	53-56	
	• Compound Shapes		
	• Circles	117-118	
Geometry	• Volume of Cuboids	115	
	• Pythagoras' Theorem	150	
Ratio	• Simplify and convert	38	
	• Divide in a given ratio	106	
	• Recipes	39	
Sequences	• Term to term rule	37	
	• Nth term	102,103	
Graphs	• Plotting coordinates	8	
Transformations	• Symmetry	11	
	• Enlargement	148	
Percentages	• Increase Decrease	108	

Click on the button labelled "Videos"

Type the topic or clip number into this box

Choose from this list

The screenshot shows the Mathswatch website interface. At the top, there are navigation links: My Work, Videos (highlighted with a red box), My Progress, Feedback, Extras, and account options. Below this is a search section titled "Find a Clip". It includes dropdown menus for Qualification (GCSE), Tier (All), Grade (All), and Topic (All). A search input field contains the text "facto" and is also highlighted with a red box. Below the search filters is a section titled "Choose Clip (5)" which displays a list of clips with their IDs and titles:

Clip	Title
28	Factors, Multiples and Primes
79	Highest Common Factor (HCF)
94	Simple Factorisation
157	Factorising and Solving Quadratics
192	Factorising Hard Quadratics

Assessment Booklet

Science

What am I being assessed on?

You will be tested on topics you have studied from the start of the year.

This year you have covered:

Biology – B5 Homeostasis, B6 Inheritance, B7 Ecology

Chemistry – C6 Rate of reaction, C7 Organic Chemistry, C8 Chemical analysis, C9 Chemistry of atmosphere

Physics – P5 Forces, P6 Waves, P8 Space

What revision material should I revise from?


- Use educake to quiz yourself

- Use the below links –

<https://www.freesciencelessons.co.uk>

<https://www.bbc.co.uk/bitesize/levels/z98jnp3>

<https://classroom.thenational.academy/subjects-by-key-stage/key-stage-3/subjects/science>



How can I revise?

- **Videos:** Watch the videos using the online resources suggested above and summarise these after watching
- **Posters:** Make posters on the key concepts
- **Quizzing:** Create a quiz on a topic with a friend and swap
- **Mindmaps:** A mind map is a diagram used to visually organize information. A mind map is hierarchical and shows relationships among pieces of the whole.
- **Flashcards:** To write keywords or notes on cards and test yourself on the meaning
- **Practice Questions:** Test yourself on the skills by practicing example questions from online resources suggested above

Assessment Booklet

Geography

Assessment Criteria

1. **Term 1.1 - Crumbling Coasts:** Geology; Forms Of Erosion; Sea Level Rise Impacts.
2. **Term 1.2 - Supply & Demand:** Costs & Benefits Of Renewable/Non-Renewable Energy Resources – Effects Upon The Planet.
3. **Term 2.1 - Devastating Disasters:** Formations & Impacts Of Tectonic Hazards; Different Tectonic Plate Movement & Features Of The Earth's Layers.
4. **Term 2.2 - Changing Climate:** The Causes & Consequences Of Climate Change; The Human Causes & Consequences Of Global Warming; Tropical Storms – The Causes, Distribution & Effects Of Hurricanes/Typhoons/Cyclones.
5. **Term 3.1 - Controversial Conflicts:** The Middle East Countries – Conflict/Tension.

Revision Material & Resources

Revision Material & Resources

- LMR sent key term/case study material via school email to support revision.
- Assigned Educake quizzes based on topics of assessment to be set before half term.
- Relevant YouTube clips to build a wider knowledge of case studies.

Videos (Emailed)

- Erosion.
- Types Of Energy.
- Tectonic Hazards & Plate Movements.
- Climate Change.
- Tropical Storms.

How To Revise

Revision Support & Guidance

- Create concept maps, flash cards or knowledge quizzes based on key terms.
- Complete Educake quizzes to support key term comprehension and knowledge.
- Key terms/knowledge tests (Emailed).
- Above – YouTube/BBC Bitesize.
- **Exercise Books!** Review classwork tasks to build confidence of assessment links.



Assessment Booklet History

What am I being assessed on?

- 1) **Industrial Britain** – Factories, Living conditions, Luddites
- 2) **British Empire** - Australia, India, Africa, Ireland, Slave Trade
- 3) **World War One** - Home Front, Trenches, Somme, Colonial Soldiers, Medical developments, Peace Making

What revision material should I revise from?

- Exercise books
- Key knowledge summaries placed on classcharts
- Assigned Educake quizzes based on topics of assessment to be set before half term.
- Relevant YouTube clips to build a wider knowledge of case studies.



How can I revise?

Revision Support & Guidance

- Create concept maps, flash cards or knowledge quizzes based on key terms.
- Complete Educake quizzes to support key term comprehension and knowledge.
- Key knowledge summaries on classcharts).
- Above – YouTube/BBC Bitesize.
- **Exercise Books!** Review classwork tasks to build confidence of assessment links.



Assessment Booklet RE


What am I being assessed on?

Key terms

- Sikhism
- Believing in God
- Lent
- The Mass

What revision material should I revise from?

To revise, you should use the resources provided by your teacher on class charts/Teams. These include:



- This revision booklet
- Knowledge revision sheet
- Knowledge organiser



SENECA

You can also use site such as Seneca or BBC bitesize for interactive online revision.

How can I revise?

- Complete your knowledge organiser
- Highlight key points on your revision sheet
- Create revision flash cards using the content on your revision sheet
- Create a spider diagram using the content. Include pictures and images to keep it visual.
- Learn/Test yourself using your revision resources
- Create examples of exam questions using the content and practice answering them

Challenge:

- Give definitions for each key term listed on your revision sheet without looking
- Write 2 x PEE paragraphs on each topic listed on your PLC (this will help you with your B questions)
- Write 4 x PEE on one topic of your choice from the revision sheet

Assessment Booklet

Computer Science Year 8

What am I being assessed on?

You will be assessed on the topics you have covered in lessons so far;

- Social engineering including the different techniques
- Malware and the different categories, their names and how they work
- Spreadsheets (cell references and ranges)
- Spreadsheets (Formulas & graphs)
- Computational thinking (Binary conversion, adding binary)
- Computational thinking (Image representation)
- Data representation (binary/images etc.)
- Python programming

What revision material should I revise from?

You can use your class books and work that has been completed in lesson, or, look at homework questions that have been done as these are a good indicator of the types of questions that will be in your assessment. These websites will also be useful.

<https://www.bbc.co.uk/bitesize/guides/zdydmp3/revision/1>

<https://www.bbc.co.uk/bitesize/guides/z26rcdm/revision/1>

<https://www.bbc.co.uk/bitesize/guides/zpfdwmn/revision/2>

How can I revise?

You can read the materials you have and make notes, use the 'Read, Cover, Write' method to check your knowledge recall.

You could make flash cards or other revision materials such as mind-maps or spider-diagrams.

Assessment Booklet

Art

What am I being assessed on?





In art you will be assessed on how well you can draw an image related to Aquatic life. (Fish)

We will be assessing the drawing for the correct application of observational techniques and the use of shading, texture and detail.

Equipment required- Pencil, Ruler, Eraser, Sharpener. Source material for the drawing will be supplied.

What revision material should I revise from?

You could prepare for this by copying images of fish below and from the internet. Copying other people's drawings can be easier than copying photographs.



Assessment Booklet

French

What am I being assessed on? Mon identité (my identity)

Your French assessment will have listening, reading, translation and writing tasks.

For your French assessment you need to revise the following topics:

- Describing personality
- Use adjectives
- Talk about relationships
- Reflexive verbs
- Talking about music
- Agreeing, disagreeing and giving reasons
- Talking about clothes
- Talking about your passion
- Use the three tenses: past, present and future

What revision material should I revise from?

- The vocabulary copy and any grammar explanation the teacher has given you. You will find a copy of the vocabulary in Class Charts too.
- Your book: re-do any important vocabulary, grammar and translation tasks we have done.
- Quizlet website to practice vocabulary
<https://quizlet.com/gb/299555121/french-studio-2-module-3-flash-cards/>

How can I revise?

1. Learn/ revise the vocabulary of the topic (you will find copy in your book & Class Charts) Choose one section of the vocabulary: e.g. "My character" ,look at the words and spend 5 minutes learning them.

- Write it down, then cover the English, read the French and see if you remember the meaning.
- Then cover the French and see if you can remember the word in French .
- Ask somebody at home to test you to see if you remember the words.

2. Prepare revision cards with the main words and verbs of this topic: French in one side, and English on the other side. Start with 20 key words and verbs. Once you know them, create new cards.

3. Read through the work done in class and re-do important tasks: grammar and writing sentences. Use the sentences done in lesson as a model and write different sentences changing some of the words, this will help you learn key structures.

Assessment Booklet Spanish

What am I being assessed on? “¡ A comer!” (Let’s eat!)

Your Spanish assessment will have listening, reading, translation and writing tasks.

For your Spanish assessment you need to revise the following topics:

- Vocabulary about food and drinks
- Giving opinions: use "me gusta" and "me gustan" with plural things
- Describing mealtimes and saying what you eat
- Ordering a meal at the restaurant
- Discussing what to buy for a party: use the future tense
- How to use the three tenses: past, present and future and time phrases for the three tenses: (ex: *last weekend= el fin de semana pasado, yesterday= ayer, normally= normalmente, next weekend= el fin de semana próximo, next Friday= el viernes próximo,..*)

What revision material should I revise from?

- The vocabulary copy and any grammar explanation the teacher has given you. You will find a copy of the vocabulary in Class Charts too.
- Your book: re-do any important vocabulary, grammar and translation tasks we have done.
- Use the revision presentation (PPT) that is in Class Charts, complete all the tasks at least twice
- Quizlet website to practice vocabulary: <https://quizlet.com/gb/476427509/viva-2-modulo-3-flash-cards/>

How can I revise?

1. Learn/ revise the vocabulary of the topic (you will find a copy in your book & Class Charts)

Choose one section, e.g. "section what do you like to do"

- look at the words and spend 5 minutes learning them.
- Write it down, then cover the English, read the Spanish and see if you remember the meaning.
- Then cover the Spanish and see if you can remember the word in Spanish.
- Ask somebody at home to test you to see if you remember the words.

2. Prepare revision cards with the main words and verbs of this topic: Spanish in one side, and English on the other side. Start with 20 key words and verbs. Once you know them, create new cards.

3. Read through the work done in class and re-do important tasks: grammar tasks and writing sentences. Use the sentences done in lesson as a model and write different sentences changing some of the words, this will help you learn key structures.

E.g. "Todos los días desayuno tostadas y café" (every day I have toast and coffee for breakfast) you can change it to: "A veces desayuno fruta y leche" (sometimes I have fruit and milk for breakfast).

Assessment Booklet Technology

What am I being assessed on?

Summer assessments will take place during normal technology lessons. Students will be informed by their class teacher as to when the assessment will take place, it will be an assessment of their understanding and execution of the skills required for the rotation. Class teachers will talk through the requirements and success criteria prior to the assessment, information will be added to class charts to allow students to prepare or practice the skills in advance.

The assessment will indicate if they are making expected progress, working towards or exceeding expected progress and give the student specific feedback in order to improve their outcome for their end of rotation pitstop.

What revision material should I revise from?

To prepare for your assessment please consider how you would answer the following in your current subject rotation;

Health & Safety – What measures need to be put in place? How are you ensuring that you are keeping yourself and others around you safe?

Quality Control – How can you ensure that you checking the quality of the product at each stage?

Tools & Equipment – Can you name all the tools you have been using and explain what they are needed for?

Final Outcome – What are you doing to ensure that you create a high-quality final outcome?