

Cardinal Newman Catholic School

Holy Cross Catholic Multi Academy Company

YEAR 9

Spring Assessments 2025



Name:

“Knowledge through the light of faith”



CARDINAL
NEWMAN
CATHOLIC SCHOOL

Assessment Booklet Introduction

Dear Parents/Carers and Students

Re: Spring Assessments

This year we will administer three assessment seasons within the school year. At the end of the Autumn term, students completed their Autumn assessments. Students will complete their Spring assessments before Easter and the final assessment season is towards the end of the Summer term. These assessments will be used by teachers to identify strengths and any areas where more support may be needed. Students also have the opportunity to reflect on their progress and to set targets for moving forward.

As with the Autumn assessments, the results of the upcoming Spring assessments will be shared with students and parents in a progress review report at the end of the term. Students will receive a report which details the percentage outcome from each assessment alongside the average percentage outcome for the class. This will enable parents to assess progress alongside the average outcome for the class and to see if your child is progressing at the expected standard for the group following the learning covered. More information will be provided alongside the assessment outcome results later in the term.

We want students to have the opportunity to be fully prepared for their assessments and have organised this booklet to help support revision and organisation of time. The Spring assessments will begin on **Monday 3rd March until Friday 14th March 2025**. Teachers will advise students on how to use this booklet in lessons. It can also be used to help students study at home to help remember and recall information. As such, it is vitally important that students bring this booklet into school every day to use in lessons as well as home.

We recognise that sometimes assessment season can cause some students to feel anxious or stressed. If you have any concerns or worries, please contact the Head of Year via the school telephone or email below.

We want this to be a positive experience that supports and develops the skills and resilience in preparation for future examinations. If you need any further support, guidance or information please do not hesitate in contacting us.

Yours faithfully

Mr J McLintock
Head of Year 9
Email: Joseph.Mclintock@hccmac.co.uk


Ms E O'Connor
Headteacher
Email: Emma.OConnor@hccmac.co.uk



Timetable

Step One: Circle your assessments



Year 9	YEAR 9		WEEK A					WEEK B					
			MONDAY	TUESDAY	WEDNESDAY	THURSDAY	FRIDAY	MONDAY	TUESDAY	WEDNESDAY	THURSDAY	FRIDAY	
	A SIDE	APPLIED SUBJECTS AB SIDE	9A1	DRAMA ART			SPANISH						
9A2						SPANISH						ART	DRAMA
9A3							SPANISH	DRAMA					ART
9B1			ART					FRENCH	DRAMA				
9B2				FRENCH				DRAMA ART					
CORE SUBJECTS		9a1		HISTORY	Comp Science			GEOGRAPHY	SCIENCE	RE	MATHS	ENGLISH	
		9a2	MATHS	SCIENCE	RE			Comp science	GEOGRAPHY				HISTORY
		9a3	MATHS	ENGLISH	RE	ENGLISH		Comp Science	HISTORY	SCIENCE			
		9a4	SCIENCE	GEOGRAPHY	RE	ENGLISH		Comp science		HISTORY	MATHS		
		9a5	MATHS	RE	GEOGRAPHY	ENGLISH		MATHS	HISTORY		Comp Science	SCIENCE	
B SIDE	APPLIED SUBJECTS CD SIDE	9C1	DRAMA		SPANISH		ART						
		9C2					ART					SPANISH DRAMA	
		9D1	FRENCH					ART				DRAMA	
		9D2	FRENCH					DRAMA				ART	
	CORE SUBJECTS	9b1		ENGLISH		GEOGRAPHY	Comp science	MATHS		RE	HISTORY	SCIENCE	
		9b2	SCIENCE	ENGLISH	HISTORY	RE		Comp science	MATHS		GEOGRAPHY		
		9b3	Comp science	ENGLISH	GEOGRAPHY		SCIENCE	MATHS		RE	HISTORY		
		9b4	SCIENCE	ENGLISH		GEOGRAPHY	Comp science		MATHS	RE	HISTORY		

Step Two: Using your school timetable and assessment timetable, create your assessment schedule below:

Date <i>(e.g. Mon 14th March)</i>	Period <i>E.g. P2</i>	Assessment <i>E.g. English</i>	Topic <i>E.g. Transactional Writing</i>
English			
Maths			
Science			
RE			
Geography			
History			
Computer Science			
Art			
Drama			
French/Spanish			

Assessment Booklet

English

What am I being assessed on?

In your assessment, you will be asked to complete two sections. You will be tested on your reading comprehension, and you must evidence your understanding of an extract from Macbeth (PETER paragraphs)

Timings:

Section A: Reading comprehension (10 minutes)

Section B: Macbeth Extract Response (5 minutes planning and 30 minutes writing)

What revision material should I revise from?



- Use the revision tasks on the next page
- Use the PPT/ revision support provided by your teacher
- Review BBC Bitesize for the key terminology taught and Macbeth plot
- Use Seneca learning to review poetic devices and the key poems we have learnt

Bitesize

How can I revise?

- Quizzing:** create a mini text or quiz on a topic with a friend and swap
- Graphic organisers:** are a handy vehicle to get students reconstructing their revision topics, making meaningful links and connections
- Example Questions:** test yourself on the skills by practicing example questions
- Mindmaps:** A mind map is a diagram used to visually organize information. A mind map is hierarchical and shows relationships among pieces of the whole.
- Flashcards:** to write keywords or notes on cards and test yourself on the meaning

Assessment Booklet

English

Additional Revision Tasks

Act I, Scene 3 - A heath near Forres
Scene three is the first time we meet Macbeth. The witches are waiting as he and his friend Banquo return from the battlefield.

Macbeth. So foul and fair a day I have not seen.

Banquo. What are these
So wither'd and so wild in their attire,
You seem to understand me,
you should be women,
And yet your beards forbid me to interpret
That you are so.

Macbeth. Speak, if you can: what are you?

First Witch. All hail, Macbeth! hail to thee,
thane of Glamis!

Second Witch. All hail, Macbeth, hail to thee,
thane of Cawdor!

Third Witch. All hail, Macbeth, thou shalt be
king hereafter!

Banquo. Good sir, why do you start; and seem
to fear

Things that do sound so fair?
If you can look into the seeds of time,
And say which grain will grow and which will
not,
Speak then to me.

First Witch. Lesser than Macbeth, and greater.

Second Witch. Not so happy, yet much
happier.

Third Witch. Thou shalt get kings, though thou
be none:

So all hail, Macbeth and Banquo!

First Witch. Banquo and Macbeth, all hail!

AO1 – 5 marks

Answer the following questions

- 1) What is the day described as?
- 2) What do the witches have that makes them not look like women?
- 3) What is one prediction the witches give Macbeth about the future?
- 4) What metaphor is Banquo using to say the witches can tell the future?
- 5) Can you find two superlative adjectives describing Banquo?

AO2 – Explanation and Inference (15 marks)

How are the witches presented in the extract?

Tips:

1. List three things you learn about the witches in the extract.
2. Highlight key quotations that prove the three things on no. 1.
3. Label the techniques in the highlighted quotes.
4. Explain the meaning of your quotation.
5. Explain how the reader might feel and why.

Additional Tasks:

- Create revision flash cards to learn the key terms
- Get someone to quiz you on the definitions
- Give an example of each of the terms in the terminology task
- Practice writing PETER paragraphs about the witches/ Macbeth/Banquo

Assessment Booklet

Maths

What am I being assessed on?

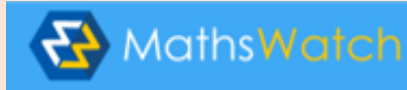
Non-Calculator Assessment

Your Spring Assessment will be focused on the following areas:

- Sequences
- Fractions and Decimals
- Angles (including parallel lines and interior/exterior)
 - Algebra (expanding, factorising, etc)
 - Primes/Factors/Multiples
 - Indices
 - Area and Perimeter
 - Measures
- Equations (and Inequalities for sets 1-2)

What revision material should I revise from?

- Use the revision material on the next page
- MathsWatch
- Maths - BBC Bitesize.com



How can I revise?

- Your class teacher will set you a revision homework on Mathswatch – Make sure you complete this!
- You can look back at old lessons in your books.
- Make posters and revision cards about key methods and facts e.g method for expanding brackets or how to convert from a mixed number to an improper fraction.
- Watch videos and complete tasks on **Mathswatch**, use the tick list to check which video clips match each topic.
- Check other revision sources on the internet. For example, **BBC Bitesize** and **CorbettMaths** have helpful guides and exercises.

Assessment Booklet Maths

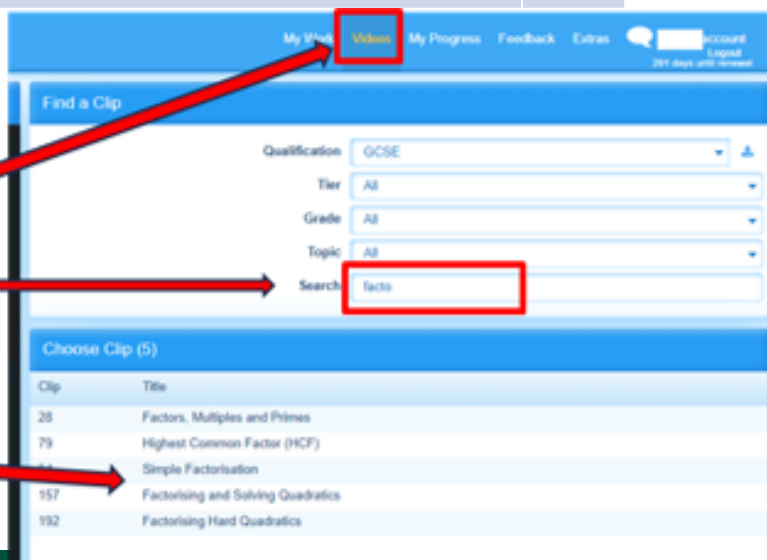
Additional Revision Tasks

Year 9 Revision Checklist:

Login to Mathswatch and search for the tasks below. Give yourself a Red/Amber/Green rating. If you still need to work on a topic then watch the video clip to help you, it has a full worked example for each topic. **Green topics for sets 1-2 only**

Topic	Skill	RAG
Algebraic manipulation	<ul style="list-style-type: none"> Collect like terms Expand brackets (including double and triple) Factorise into single bracket 	
Fractions and Decimals	<ul style="list-style-type: none"> Four Operations with fractions Four operations with decimals Converting recurring decimals to fractions 	
Indices	<ul style="list-style-type: none"> Powers and Roots Laws of Indices Fractional and Negative Indices 	
Area Circles,	<ul style="list-style-type: none"> Area of 2d shapes Circle area in terms of pi Parts of circles 	
Measure	<ul style="list-style-type: none"> Speed/Distance/Time Density and Pressure 	
Number	<ul style="list-style-type: none"> Factors Product of Primes Highest Common Factors 	
Linear Equations Inequalities	<ul style="list-style-type: none"> Solve 1 and 2 step Equations (including brackets) Unknowns on both sides Inequalities 	
Angles	<ul style="list-style-type: none"> Angle Rules (including parallel lines) Polygon Angles 	
Sequences	<ul style="list-style-type: none"> Complete sequences Nth Term (including quadratic) and Term to Term rules 	

- Use Mathswatch to find questions and videos on the topics above!
- Click on the video tab, then search for the topic you want to revise.
- You may need to change the qualification to GCSE for certain topics



What am I being assessed on?

Biology- Human interactions
Chemistry- Quantitative Chemistry and the Periodic Table
Physics- Acceleration

What revision material should I revise from?

As well as your exercise book use these links to find the information that you need to revise:

<https://www.freesciencelessons.co.uk/>

<https://www.bbc.co.uk/bitesize>

How can I revise?

- ✓ Make flash cards
- ✓ Write your own quiz questions
- ✓ Make a poster
- ✓ Teach someone at home about a topic
- ✓ Complete questions on Educake
- ✓ Complete questions on seneca
- ✓ Watch videos using the links above
- ✓ Test yourself using your revision resources



Additional Revision Tasks

Biology

- 1) Use the link to find out more about **Human Interactions**.
<https://www.bbc.co.uk/bitesize/guides/z93mk2p/revision/1>
- 2) Revise key words- Biodiversity, Competition, Deforestation, Pollution, Global Warming
- 3) Attempt questions on Pyramids of Biomass.

Chemistry

- 1) Use the link to find out more about **Quantitative Chemistry and the Periodic Table**. <https://www.bbc.co.uk/bitesize/topics/zv9nhcw>
<https://www.bbc.co.uk/bitesize/guides/zgcyw6f/revision/1>
- 3) Revise keywords- Atoms, Elements, Compounds, Isotopes, Relative atomic mass, Relative formula mass, Concentration, Electronic configuration, Soluble salts.
- 3) Practice balancing equations.

Physics

- 1) Use the link to find out about **Acceleration**.
<https://www.bbc.co.uk/bitesize/guides/zwc7pbk/revision/1>
- 2) Revise keywords- Speed, Velocity, Acceleration.
- 3) Attempt questions on Educake on distance- time graphs and velocity-time graphs
- 4) Recall Newton's Laws

Assessment Booklet Religious Education

What am I being assessed on?

Topics: Prophecy and Promise and Galilee to Jerusalem

Your assessment will have 3 sections:


- Key terminology Knowledge and understanding
- Extended writing




Subtopics:

- The Bible
- How is God's message revealed to Catholics?
- How is scripture used by Catholics today?
- The Kingdom of God
- Anointing of the sick
- Jesus' encounters, miracles and parables

What revision material should I revise from?



You should use the knowledge organisers and resources uploaded to ClassCharts by Miss Jacob.



If you require paper copies of the knowledge organisers, see Miss Jacob in CA14.

How can I revise?

- Highlight key points on your knowledge organiser
- Create flash cards or mindmaps using your knowledge organiser
- Create test yourself questions and get a family member or friend to check your knowledge
- Create your own visual key word bank
- Practice PEE paragraphs on different topics

Assessment Booklet

Religious Education

Additional Revision Tasks

Key terminology: Test yourself

Kingdom -

Parables -

Miracles -

Revelation -

Old Testament -



New Testament -

Tanakh - -

Extended writing

Choose a topic from the list and write 1xPEE paragraph about it:

- The Bible
- How is God's message revealed to Catholics?
- How is scripture used by Catholics today?
- The Kingdom of God
- Anointing of the sick
- Jesus' encounters, miracles and parables



Challenge:

1. Write 1xPEE about Jesus; encounters with marginalised people to Catholics, including a direct source of wisdom.
2. Write 1xPEE about the importance of the anointing of the sick, including a direct source of wisdom.



Assessment Booklet Geography

Assessment Topics & Focuses

Key Revision Themes – Year 9 Spring Assessment

Term 1.1: Superpowers & The BRICS | Term 1.2: Hazardous Earth | Term 2.1: Forests Under Threat

Term 1.1: Superpowers & The BRICS

- Superpower – Key features, USA superpower status and global hegemony.
- Brazil – Human and physical attractions, life in the favelas and threats to the Amazon Rainforest.
- Russia – Collapse of the Soviet Union (USSR) and the 1986 Chernobyl Disaster.
- India & China - Megacities, push and pull factors of living in these countries.
- South Africa – The Apartheid System.

Term 1.2: Hazardous Earth

Climatic Hazards

- The differences between high- and low-pressure systems (causes/effects).
- The natural causes of climate change and the human activities contributing to global warming.
- Tropical Storms: Names, distribution, structure, causes for formation and dissipation.
- Case Studies: Hurricane Katrina & Typhoon Haiyan.

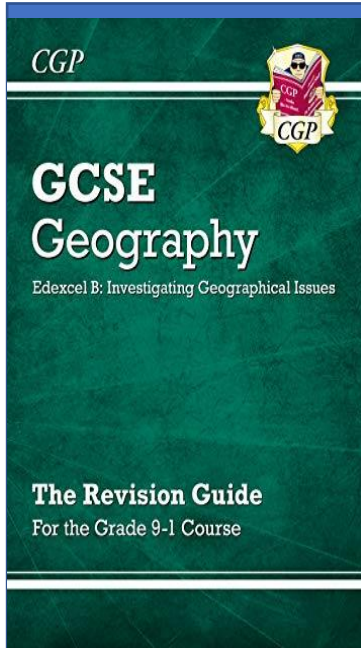
Tectonic Hazards

- Earth's layers and causes for tectonic plate movement (convection currents).
- Tectonic plate movements (convergent, divergent and conservative).
- Global distribution of earthquakes and active volcanoes.
- Case Studies: Haiti (Port-Au-Prince) Earthquake (2010) & Japan (Tokohu) Earthquake & Tsunami (2011).

Term 2.1: Forests Under Threat

- Biomes – Types, global distribution and adaptations of fauna (animals) and flora (plants).
- Tropical Rainforest & Taiga (Boreal Forest) - Distribution, climatic features and threats (direct/indirect).

Revision Material & Resources



Main Geography Revision Resources


1. Educake Quizzes
2. YouTube Videos (Next Page)
3. GCSE Geography Edexcel B Revision Guide (Available For Purchase From Mr. Miller).

Extra Geography Revision Resources

- BBC Bitesize
- Revision Resources (Available In Class)

Further Guidance

Feel free to contact Mr. Miller (Head of Geography) via email or discuss your assessment criteria with your class teacher.



Assessment Booklet Geography

Structured Revision Tasks

AO1 – Key Term Practice

Superpower
Global Hegemony
BRICS
Favelas
Deprivation
Communism
Chernobyl Disaster
Exclusion Zone
Colonialism
Megacities
Transnational Corporation
Apartheid System
High Pressure System
Low Pressure System
Inter-Tropical Convergence Zone
Coriolis Effect
Dissipation
Convection Currents
Convergent Plate Margin
Divergent Plate Margin
Conservative Plate Margin
Biome
Biodiversity
Diurnal Temperature Range

AO2 – Geographical Knowledge Questions

1. **List** two features of global superpowers.
2. **Describe** one push and one pull factor of Rio's favelas.
3. **Explain** one cause and one consequence of the 1986 Chernobyl Disaster.
4. **Suggest** one reason for the collapse of the Soviet Union.
5. **List** five Asian megacities.
6. **Explain** two consequences of the Apartheid System.
7. **Compare** the differences between high and low pressure systems. You must refer to efforts.
8. **Describe** one reason for the distribution of countries experiencing high volumes of precipitation.
9. **Describe** one cause for tropical storm formation and one cause for tropical storm dissipation.
10. **Explain** one reason for the global distribution of tropical storms.
11. **Assess** the effectiveness of preparation and response for Hurricane Katrina and Typhoon Haiyan.
12. **Explain** how convection currents cause tectonic plate movement.
13. **Compare** the differences between convergent, divergent and conservative plate boundaries.
14. **Assess** the primary and secondary impacts from the Haiti and Japan earthquakes.
15. **Explain** the threats facing the tropical rainforest biome.

Supporting Videos –

Superpowers & The BRICS

[\(1\) What Are The World's Biggest Superpowers? | NowThis World - YouTube](#)

[\(1\) Can Brazil Become a Superpower? - YouTube](#)

[Will Russia become a superpower? Part 1/2 - YouTube](#)

[How Powerful Is India? - YouTube](#)

[How Powerful Is China? - YouTube](#)

[How Powerful Is South Africa? - YouTube](#)

Supporting Videos – Hazardous Earth & Forests Under Threat

[Causes and Effects of Climate Change | National Geographic - YouTube](#)

[Global Warming 101 | National Geographic - YouTube](#)

[How do tropical storms form ? BBC News - YouTube](#)

[Hurricanes 101 | National Geographic - YouTube](#)

[Hurricane Katrina Day by Day | National Geographic - YouTube](#)

[5\) Typhoon Haiyan. A case study - AQA GCSE Geography Unit 1A.](#)

[Powered by @GeographyHawks - YouTube](#)

[Geography | KS3 | Explain This... | Plate Tectonics | BBC Teach - YouTube](#)

[Looking back at the 2010 Haiti earthquake a decade later - YouTube](#)

[Rare Video: Japan Tsunami | National Geographic - YouTube](#)

[What are the threats facing the Amazon? | WWF - YouTube](#)

Assessment Booklet History

What am I being assessed on?

- 1) **Events of WW2** – Dunkirk, Barbarossa, D-Day, Hiroshima, Home Front, Battle of Britain
- 2) **Holocaust** - Jewish life before, Nuremberg Laws, Ghettos, Resistance, Liberation

What revision material should I revise from?

- Exercise books
- Assigned Educake quizzes based on topics of assessment to be set before half term.
- Relevant YouTube clips to build a wider knowledge of the specific events.



Holocaust
Playlists



WW2 events
Playlist



How can I revise?

- Quizzing:** create a mini text or quiz on a topic with a friend and swap
- Mind maps:** A mind map is a diagram used to visually organize information. A mind map is hierarchical and shows relationships among pieces of the whole.
- Flashcards:** to write keywords or notes on cards and test yourself on the meaning

Assessment Booklet History

Additional Revision Tasks: Ensure you can define the following key words. 

- Lebensraum
- Nuremberg Laws
- Home Guard
- Invasion
- Ghettos
- Anti Semitism
- Resistance
- Untermenschen

Create a Timeline of all of the following key events.

Dunkirk, Barbarossa, D-Day, Hiroshima, Home Front, Battle of Britain, Hiroshima, Pearl Harbour

—————→



Artemis

Using the images below explain why they are useful in telling you about WW2



Russia soldier lie in wait, winter 1941.

Assessment Booklet

French

What am I being assessed on? Module “L’avenir” - Future plans

For your French assessment you need to revise the following topics:

- The future tense: aller + infinitive
- Using on va +infinitive to say what we are going to do: eg. On va manger...= we are going to eat...
- Use of verbs with infinitive :
- je peux+ infinitive= I can .. ; je veux + infinitive = I want to... ; je dois + infinitive = I must....
- on peux+ infinitive= we can .. ; on veux + infinitive = we want to... ; on dois + infinitive = we must....
- All the vocabulary you need is in your book and also in Class Charts.
- Your assessment will include: listening, reading and writing tasks.

How can I revise?

1. Learn/ revise the vocabulary of the topic (you will find copy in your book & Class Charts)

Choose one section,

- Look at the words and spend 5 minutes learning them.
- Write it down, then cover the English, read the French and see if you remember the meaning.
- Then cover the French and see if you can remember the word in French .
- Ask somebody at home to text you to see if you remember the words.

2. Use Quizlet to practise

- Vocabulary: [Search Quizlet > expo 3 module 2 | Quizlet](#)
- Key verbs: <https://quizlet.com/gb/998904205/year-9-french-spring-assessment-key-verbs-flash-cards/?new>

3. Read through the work done in class and re-do important tasks: grammar and writing sentences

Assessment Booklet

French

Additional Revision Tasks: the following tasks will help you prepare for your assessment

1. Read the post cards and for sentences 1-8 write Pierre or Marie

Plus tard, je vais aller à l'université où je vais faire une licence d'histoire. Je vais rencontrer la femme de mes rêves et on va avoir trois enfants. On va habiter dans une grande maison.

Pierre

Plus tard, je vais faire un apprentissage dans un garage. Je vais avoir une belle voiture et je vais être heureuse. Je vais aussi faire le tour du monde car je voudrais visiter l'Amérique et l'Asie.

Marie

- 1 is going to have a big house
2. Is going to be happy
3. Is going to study history
4. is going to work in a garage

5. Is going to go to university
6. Is going to have children
7. Is going to travel

Translate the following sentences into English:

1. Je vais jouer au flipper.
2. Je vai manger au fast-food.
3. Elle va faire un apprentissage dans un salon de coiffure.
4. Il va étudier le français.
5. Je vais regarder la télé.
6. On va aller au cinema.
7. Je vais être heureux.
8. On va écouter de la musique.

Assessment Booklet

Spanish

What am I being assessed on? “Ganarse la vida ” =work and plans for the future

For your Spanish exam you need to revise the following Vocabulary and grammar on:

- What you do to earn money and how you spend your money.
- What you would like to do in the future.
- Describe what type of person you are: using adjectives correctly.
- Describe jobs: vocabulary on different professions, places of work and what you do at work.
- Using different tenses: present, future and me gustaría + infinitive = I would like to...

What revision material should I revise from?

- The vocabulary copy and any grammar explanation the teacher has given you. You will find a copy of the vocabulary in Class Charts too.
- Quizlet website to practice:
 - ❑ Vocabulary: <https://quizlet.com/gb/599634429/mira-3-modulo-4-flash-cards/>
 - ❑ Key verbs: <https://quizlet.com/gb/998881105/year-9-spanish-spring-assessment-key-verbs-flash-cards/?new>

How can I revise?

1. Learn/ revise the vocabulary of the topic (you will find copy in your book & Class Charts)

Choose one section, e.g. “section what do you like to do”

- look at the words and spend 5 minutes learning them.
- Write it down, then cover the English, read the Spanish and see if you remember the meaning.
- Then cover the Spanish and see if you can remember the word in Spanish.
- Ask somebody at home to text you to see if you remember the words.

2. Read through the work done in class and re-do important tasks: grammar and writing sentences

3. You must practise writing: How?

- using the vocabulary write sentences in Spanish.
- use as a model the sentences you wrote in class, or texts you read and write your own version using the vocabulary sheet to help

Assessment Booklet Computer Science

What am I being assessed on?

Topics that will be included in the spring assessment are;

- Cybersecurity & The Internet
- Multimedia – Video creation
- Python programming

What revision material should I revise from?

You should login to your Google Classroom at home where you can look back through all of your classwork in your workbooks for topics 9.1, 9.2 and 9.3.

You could also use KS3 Computing resources from the following websites;

- www.bbc.co.uk/bitesize
- www.w3schools.com/python

How can I revise?

Use the websites to make revision flash cards/notes. Use the "read/cover/repeat" methods to recall information.

You can also login to JDoodle.com to practise your programming Skills. This can also be done within the W3schools website.



Assessment Booklet

Art

You will be assessed on your ability to create an observational drawing of a foil wrapped sweet using coloured crayons.

You will need to demonstrate that you can draw the proportions of the sweet accurately - sketching the outline lightly first.

You will need to be able to demonstrate that you can draw the finer detail of the sweet, i.e. the folds in the wrapper.

You will need to demonstrate that you can mix and blend crayons to achieve accurate colours.

You will need to add shadows and highlights to make your drawing look 3D.

Practice your drawing skills.
Practice blending colours.
Watch you tube tutorials
for step by step help.

ARTEMIS AIM: Create the illusion of a folded wrapper by overlapping darker colours to create shadows and leaving sections white to create bright highlights. Copy the wiggly lines exactly as you see them, trust that it will eventually look like a highlight on a wrapper.



<https://www.youtube.com/watch?v=btDMDPqA05A>

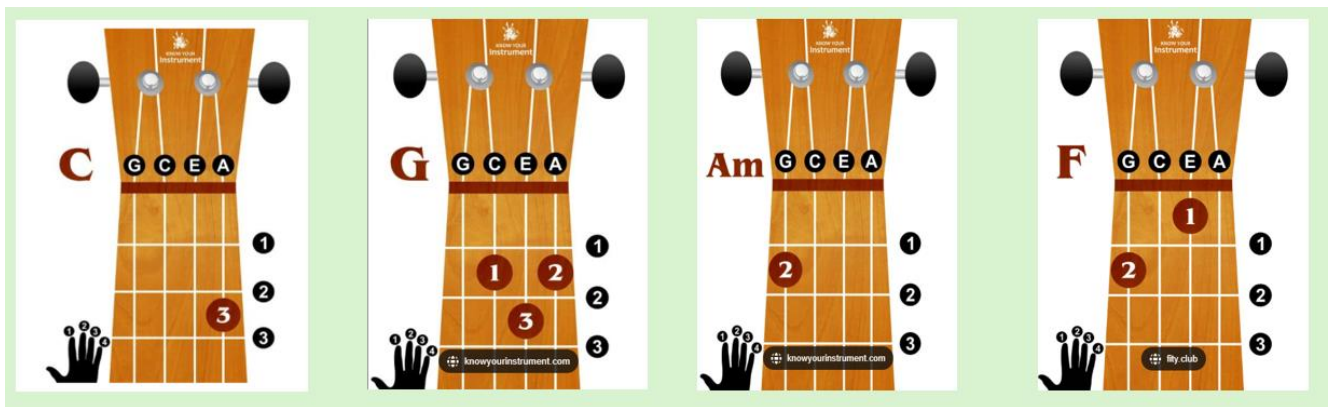
<https://www.youtube.com/watch?v=O66Pwr5P400>



Assessment Booklet Music

Assessment in Year 9

- 1) **Performance** – playing 4 chords on a Ukulele in a sequence.
- 2) **Appraising** – identifying the use of Musical Elements in Film Music.



Appraising (Listening)

Revise the following :

TONALITY – Major (Happy) Minor (Sad)

TIMBRE – instrumental sounds and groups of instruments

DYNAMICS – volume

TEMPO – speed

Devices such as – OSTINATO and LEITMOTIF

Assessment Booklet

Music

Revision Links

[Sonority \(Timbre\) - Sonority \(Timbre\) - Eduqas - GCSE Music Revision - Eduqas - BBC Bitesize](#)

[Metre and rhythm - Tempo, metre and rhythm - Eduqas - GCSE Music Revision - Eduqas - BBC Bitesize](#)

[Dynamics - Dynamics and articulation - Eduqas - GCSE Music Revision - Eduqas - BBC Bitesize](#)

[How to Play the Ukulele \(+4 Easy Chords & Many Songs!\)](#)

From 3minutes 30 seconds

