

Cardinal Newman Catholic School

Holy Cross Catholic Multi Academy Company

YEAR 9

Summer Assessments 2026



Name:



CARDINAL
NEWMAN
CATHOLIC SCHOOL

“Knowledge through the light of faith”

Assessment Booklet Introduction

Dear Parents/Carers and Students

Re: Summer Assessments

This year students have completed their Autumn and Spring assessments. Students will complete their Summer assessments in the final Summer term. These assessments will be used by teachers to identify strengths and any areas where more support may be needed. Students also have the opportunity to reflect on their progress and to set targets for moving forward next year.

As with the previous assessments, the results of the upcoming Summer assessments will be shared with students and parents in a progress review report at the end of the term.

Revision and organisation of time. The Summer assessments will begin on **Monday 8th June and finish on Friday 19th June 2026**. Teachers will advise students on how to use this booklet in lessons. It can also be used to help students study at home to help remember and recall information. As such, it is vitally important that students bring this booklet into school every day to use in lessons as well as home.

We recognise that sometimes assessment season can cause some students to feel anxious or stressed. If you have any concerns or worries please contact the Head of Year via the school telephone or email below.

We want this to be a positive experience that supports and develops the skills and resilience in preparation for future examinations. If you need any further support, guidance or information please do not hesitate in contacting us.

Yours faithfully



Mr R Poole
Head of Year 9
Email: Robert.Poole@hccmac.co.uk



Ms E O'Connor
Headteacher
Emma.connor@hccmac.co.uk



Timetable

Step One: Highlight your assessments



Year 9

YEAR 9 2026			WEEK B					WEEK A				
			MONDAY	TUESDAY	WEDNESDAY	THURSDAY	FRIDAY	MONDAY	TUESDAY	WEDNESDAY	THURSDAY	FRIDAY
A SIDE	APPLIED SUBJECTS AB SIDE	9A1			ART		COMP SCI			MUSIC	SPANISH	DRAMA
		9A2			MUSIC		COMP SCI			ART	DRAMA	SPANISH
		9A3	COMP SCI		MUSIC	ART				DRAMA		SPANISH
		9A4	DRAMA				MUSIC	COMP SCI	FRENCH	ART		
		9A5	COMP SCI	FRENCH					DRAMA	ART		MUSIC
	CORE SUBJECTS	9a1			MATHS	GEOGRAPHY	RE	ENGLISH	HISTORY	SCIENCE		
		9a2		ENGLISH	MATHS		RE		HISTORY	SCIENCE		GEOGRAPHY
		9a3			MATHS	GEOGRAPHY	RE	HISTORY	ENGLISH	SCIENCE		
		9a4		ENGLISH	MATHS		RE		HISTORY	SCIENCE		GEOGRAPHY
		9a5			MATHS	SCIENCE	RE		ENGLISH	GEOGRAPHY		HISTORY
B SIDE	APPLIED SUBJECTS CD SIDE	9B1		MUSIC				ART	SPANISH		DRAMA	
		9B2				ART		SPANISH	MUSIC			DRAMA
		9B3						FRENCH	ART	DRAMA		MUSIC
		9B4		FRENCH				ART				DRAMA
	CORE SUBJECTS	9b1		RE	HISTORY		ENGLISH	MATHS COMP SCI	SCIENCE			GEOGRAPHY
		9b2		RE	HISTORY		ENGLISH	MATHS COMP SCI	SCIENCE	GEOGRAPHY		
		9b3		RE	COMP SCI		HISTORY ENGLISH	MATHS	SCIENCE	GEOGRAPHY		
		9b4		RE		GEOGRAPHY	COMP SCI ENGLISH	MATHS HISTORY	SCIENCE			

Step Two: Using your school timetable and assessment timetable, create your assessment schedule below:

Date (e.g. Mon 8th June)	Period E.g. P2	Assessment E.g. English	Topic E.g. Transactional Writing
English			
Maths			
Science			
Geography			
History			
R.E.			
French/Spanish			
Computer Science			
Music			

Tips to support Revision and well being

Top Tips for Revision success:

- Put your phone out of site
- Make a clear plan
- Be realistic with your time
- Space out learning
- Start revision early!
- Find a quiet place to work and revise
- Mix up your revision e.g mindmaps/flash cards
- Practice exam questions
- Take regular breaks
- Keep energized with food & water
- Test what you know - use family/friends to help
- Get enough sleep
- Be positive!



How to Revise:

PREPARE -

1. Use a checklist so you know what content to Revise and you can see your progress
2. Use a RAG (Red, Amber, Green) to rate your confidence on topics
3. Get into a regular routine revising using your revision timetable

LEARN -

1. Summarise the learning using things like:
 - Mindmaps
 - Flashcards
 - Note taking
 - Dual coding
2. Teach it to others - if you can't explain it, you do not know it!

PRACTICE-

1. Test yourself and be tested
2. Complete past paper questions and use the mark scheme to then improve them
3. Use example answers - read them and then write them

Summarise

Summarise content of the Knowledge Organiser into single words. Then close the KO and use these words to rewrite the content



Link It

Find connections between ideas, vocabulary or facts within the Knowledge Organiser. How many connections can you find between them? Create a mindmap to show this.



Recreate It

Recreate diagrams, maps or images - first by copying from the sheet, eventually moving on to recalling entirely by memory.



Memorise It

Choose a section to read, and try to memorise it. Cover it up. Write it out. Check what you've missed and add it in green pen.



Quiz It

Write yourself a quiz based on the Knowledge Organiser. Come back to it another day and see if you can answer it from memory. Green pen your answers.





What am I being assessed on?

In your exam, you will be asked to complete two sections focused on the topic of English Language. You will be tested on your ability to understand a text, make inferences about the meaning and identify writer's methods using terminology. You will also need to evidence your writing skills – transactional writing (non-fiction).

What revision material should I revise from?

Bitesize

- Use the PPT/ revision support provided by your teacher
- Review BBC Bitesize to recap methods to write a speech
- Use Seneca learning to review language techniques we have learnt
- Use Educake to practice understanding the meaning of a text and identifying devices within it

How can I revise?



Educake

 **SENECA**

- Complete the revision tasks on the next page
- Complete the revision lesson in class with your teacher
- Read a range of non-fiction extracts (newspapers for example)
 - Complete tasks on Educake and Seneca
- If you want to look at online resources, search for 'Eduqas GCSE English Language Component 2' You will only be doing questions 1-4 and the transactional writing.



Section B - Transactional Writing Tasks

Speech Writing Tasks

- Write a speech to your year group arguing whether homework should be banned.
- Write a speech for assembly about the importance of mental health support in schools.
- Write a speech arguing whether celebrities are good role models.
- Write a speech about the dangers of fake news online.

Letter Writing Tasks

- Write a letter complaining about poor service in a restaurant.
 - Write a letter to a company about a faulty product you purchased.
- Write a letter to your local council about litter in your area.
- Write a letter to your headteacher arguing for longer lunch breaks.
 - Write a letter to a younger student giving advice about starting secondary school.

Set a timer for 25 minutes and write one of the above tasks.

Include a range of DAFOREST techniques. Do a few different tasks to revise effectively!



What am I being assessed on?

Your Summer Assessment will cover everything you have done in Maths across Year 9.

More details can be seen on the next page

You will have both a non-calculator and a calculator assessment, so you should be comfortable working both with and without a calculator.

What revision material should I revise from?


- Complete the MathsWatch revision tasks you have been set
- Use the revision material on the next page
- Use your exercise book to look back at your work
- Other useful websites: Corbettmaths, MathsGenie



How can I revise?

- ✓ Make flash cards
- ✓ Make a poster
- ✓ Make a mind map
- ✓ Teach someone at home about a topic
- ✓ Complete questions on MathsWatch
- ✓ Watch videos using MathsWatch
- ✓ Test yourself using your revision resources

Assessment Booklet Maths



Revision Checklist:

Login into mathswatch and search for the topics listed below. Give yourself a rating Red/Amber/Green. If you still need help, watch the video that goes with each task to see worked examples of each topic

The list below is **not** exhaustive, other topics you have covered this year can appear

Topic	Skills	RAG
Sequences	<ul style="list-style-type: none"> •Nth Term of Linear Sequences •Arithmetic/Geometric •Fibonacci •Quadratic Sequences (sets 1-2) 	
Decimals and Fractions	<ul style="list-style-type: none"> •Four operations with fractions and decimals •Converting recurring decimals to fractions (sets 1-2) 	
Angles and Shapes	<ul style="list-style-type: none"> •Basic angle rules •Angles in parallel lines •Angles in polygons 	
Algebraic Manipulation	<ul style="list-style-type: none"> •Simplifying expressions •Expanding and Factorising single brackets •Expanding double and triple brackets •Factorising Quadratics into two brackets (sets 1-2) 	
Primes/HCF/LCM	<ul style="list-style-type: none"> •Product of Primes •HCF/LCM 	
Area/Volume	<ul style="list-style-type: none"> •Compound shapes •Circles and Sectors (Area and Arc Length) •Volume/Surface area of prisms 	
Charts and Diagrams	<ul style="list-style-type: none"> •Frequency Polygons •Stem and Leaf Diagrams •Pie Charts 	
Compound Measures	<ul style="list-style-type: none"> •Speed/Density/Pressure 	
Equations and Inequalities	<ul style="list-style-type: none"> •Solve linear equations and inequalities •Show inequalities on number line •Form and solve equations/inequalities 	
Ratio	<ul style="list-style-type: none"> •Dividing in a ratio •Solve ratio problems 	
Percentages	<ul style="list-style-type: none"> •Percentage change/Reverse percentages •Compound Interest 	
Averages	<ul style="list-style-type: none"> •Mean/Median/Mode •Averages from Frequency tables, including grouped tables •Quartiles and the IQR (sets 1-2) 	
Transformations	<ul style="list-style-type: none"> •Rotations/Reflections/Translations/Enlargement •Describe transformations 	
Graphs	<ul style="list-style-type: none"> •Plot linear and quadratic graphs •Find gradient and equation of a line 	
Pythagoras	<ul style="list-style-type: none"> •Use Pythagoras Theorem •Distance between points 	

Assessment Booklet

Science

What am I being assessed on?

Biology

B1 breathing and respiration

B2 Plants nutrition and photosynthesis

B4 Disease and drugs

B5 Reproduction in plants

Chemistry

C1 The Periodic table

C2 Chemical reactions

C3 Foundations of chemistry

Physics

P1 Magnets and electromagnetism

P2 Hidden Forces

P3 Resistance and parallel circuits

What revision material should I revise from?

As well as your exercise book use these links to find the information that you need to revise:

<https://www.freesciencelessons.co.uk/>

<https://www.bbc.co.uk/bitesize>

How can I revise?

- ✓ Make flash cards
- ✓ Write your own quiz questions
- ✓ Make a poster
- ✓ Teach someone at home about a topic
- ✓ Complete questions on Educake
- ✓ Complete questions on seneca
- ✓ Watch videos using the links above
- ✓ Test yourself using your revision resources



Assessment Booklet

Science

Additional Revision Tasks

Biology

Use the links to find out more about the **Biology topics**:

<https://www.bbc.co.uk/bitesize/guides/z93mk2p/revision/1>

<https://www.bbc.co.uk/bitesize/topics/z2mttv4>

<https://www.bbc.co.uk/bitesize/topics/zpffr82>

<https://www.bbc.co.uk/bitesize/guides/zcdfmsg/revision/4>

Chemistry

Use the link to find out more about **Chemistry topics**:

<https://www.bbc.co.uk/bitesize/topics/zv9nhcw>

<https://www.bbc.co.uk/bitesize/guides/zgcyw6f/revision/1>

<https://www.bbc.co.uk/bitesize/guides/z2bfxfr/revision/1>

Physics

Use the link to find out more about **the Physics topics**:

<https://www.bbc.co.uk/bitesize/guides/zwc7pbk/revision/1>

<https://www.bbc.co.uk/bitesize/articles/znw7jsg#zvmtxbk>

<https://www.bbc.co.uk/bitesize/guides/zy8g3k7/revision/1>

<https://www.bbc.co.uk/bitesize/topics/zcg44qt>

Assessment Booklet Geography

Assessment Criteria

Topic One: Hazardous Earth (Term 1.2 & 2.1)

- Cells & High- & Low-Pressure Systems.
- Climate Change – Causes (VASOO), Evidence & Consequences.
- Global Warming – Human Activities Releasing Greenhouse Gas (FITED) & Consequences.
- Tropical Storm Formation, Distribution, Dissipation & Case Studies **H Katrina/T Haiyan**.
- Tectonic Hazards – Causes & Measuring **Haiti & Japan** Earthquake Case Studies

Topic Two: Development Dynamics (Term 2.2 & 3.1)

- Development Indicators: GDP; GNI; HDI; PPP, Birth Rate, Death Rate, Infant Mortality, Fertility Rate, Life Expectancy., Gini Coefficient.
- Reasons for differences in population e.g., Differences in fertility rate.
- Rostow's Modernisation Theory (Capitalist) & Frank's Dependency Theory (Socialist).
- Case Study **India** – Location, Growth, Positives & Negatives, International Role.

- Megacities & Primate Cities – Features, Examples & Distribution. Additional – Push & Pull Factors.
- Stages Of Urban Growth: Urbanisation, Suburbanisation, Counter-Urbanisation, Regeneration.

Revision Material & Resources

Revision Material & Resources

- LMR to send key term/case study material via email to support revision.
- Assigned Educake quizzes based on topics of assessment to be set before half term.
- Relevant YouTube clips to build a wider knowledge of case studies.

Videos (Emailed)

- Earthquakes.
- Volcanoes.
- Tsunamis.
- Plate Movements.
- India – Dharavi.
- Megacity Features.

How To Revise

Revision Support & Guidance

- Create concept maps, flash cards or knowledge quizzes based on key terms.
- Complete Educake quizzes to support key term comprehension and knowledge.
- Key terms/knowledge tests (Emailed).
- Above – YouTube/BBC Bitesize.
- **Exercise Books!** Review classwork tasks to build confidence of assessment links.



Assessment Booklet History

What am I being assessed on?

Topics

Holocaust – Jewish life before, steps to Genocide, Camps, Resistance & Liberation

Cold War – Causes, Russian satellites, Berlin Blockages, Berlin Wall, Asia, Cuban Missile Crisis, Afghanistan

World War Two - D-Day, Atomic Bomb, Pearl Harbour

What revision material should I revise from?

Revision Material & Resources

- Exercise books
- Key knowledge summaries placed on classcharts
- Assigned Educake quizzes based on topics of assessment to be set before half term.
- Relevant YouTube clips to build a wider knowledge of case studies.



Cold War



Holocaust



Holocaust

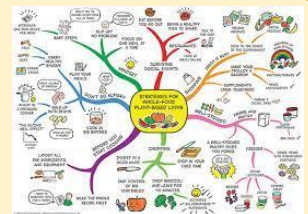


WW2 clips

How can I revise?

Revision Support & Guidance

- Create concept maps, flash cards or knowledge quizzes based on key terms.
- Complete Educake quizzes to support key term comprehension and knowledge.
- Key knowledge summaries on classcharts).
- Above – YouTube/BBC Bitesize.
- **Exercise Books!** Review classwork tasks to build confidence of assessment links.



Assessment Booklet RE

What am I being assessed on?

Topics:

1. Creation and Covenant
2. Prophecy and Promise
3. Galilee to Jerusalem
4. Desert to Garden
5. To the ends of the earth

3 sections:

1. Key terminology
2. Knowledge check
3. Extended writing

What revision material should I revise from?

You should use the knowledge organisers and resources uploaded to ClassCharts by Miss Jacob and given to you by your teacher.

Year 9 Religious Education Summer Assessment Revision

<p>To the ends of the earth</p> <p>Knowledge:</p> <ul style="list-style-type: none">The Church on earth is made up of two key groups: the laity (baptised Catholics who serve God in their daily lives) and the clergy (those ordained by God to lead, teach and distribute the sacraments).Quote: "You are a chosen race, a royal priesthood" (1 Peter 2:9)CCC: "The faithful are...made sharers in the priestly office of Christ" (CCC 1268)Catholics believe that Jesus is the head of the Church. The Church on earth is led by the Pope and bishops in communion with him.Quote: "Christ is the head of the body, the Church" (Colossians 1:18)CCC: "The Roman Pontiff... is the perpetual and visible source... of unity" (CCC 882)Catholics believe the Church on earth is holy as it is established and guided by God, but it also needs to be purified because its members are imperfect and sinful.Quote: "Christ loved the Church... that she might be holy" (Ephesians 5:25-27)CCC: "The Church... is at the same time holy and always in need of purification" (CCC 827)The Church on earth is described as the universal sacrament of salvation: it is the visible sign of God's grace and salvation for all.Quote: "Go... make disciples of all nations" (Matthew 28:19)CCC: "The Church... is the universal sacrament of salvation" (CCC 774)	<p>To the ends of the earth</p> <p>Knowledge:</p> <ul style="list-style-type: none">The Church in HeavenThe Church in heaven consists of saints (Christians who have died and entered heaven) and angels (spiritual beings created by God).Quote: "We are surrounded by so great a cloud of witnesses" (Hebrews 12:1)CCC: "those in heaven... contemplate God" (CCC 1023)Archangels Michael, Gabriel, and Raphael are three named angels celebrated by the Catholic Church.Quote: "Michael... the great prince" (Daniel 12:1)CCC: "The existence of spiritual... beings that Scripture calls angels is a truth of faith" (CCC 328)Guardian angels watch over Christians on earth.Quote: "He will command his angels concerning you" (Psalm 91:11)CCC: "Each believer has a guardian angel" (CCC 336)Catholics believe that saints and angels offer prayers of intercession on behalf of the Church on earth.Quote: "The prayers of the saints" (Revelation 5:8)CCC: "Their intercession is their most exalted service" (CCC 2683) <p>Prayers of intercession – How are the Church on earth and Church in heaven linked?</p> <ul style="list-style-type: none">Prayers of intercession unite the Church on earth with the Church in heaven, as believers ask God (and the saints) to help others, showing that all members of the Church are connected in one community.Quote: "Pray for one another" (James 5:16)The Church on earth supports the Church beyond death through prayer, showing love and ongoing spiritual connection with souls being purified and those already with God.Quote: "Eternal rest grant unto them, O Lord... and let perpetual light shine upon them."The saints in heaven also intercede for the Church on earth, creating a two-way bond of prayer that links all parts of the Church (communion of saints).Quote: "The prayers of the saints" (Revelation 5:8)
--	---

If you require paper copies of the knowledge organisers, see the RE department.

How can I revise?

- Highlight key points on your knowledge organiser
- Create flash cards or mindmaps using your knowledge organiser
- Create test yourself questions and get a family member or friend to check your knowledge
- Create your own visual key word bank
- Practice PEE paragraphs on different topics

Assessment Booklet

RE

Additional Revision Tasks



Key terminology: Test yourself

saints -

Church in heaven -

Purgatory -

Sinai covenant -

Discipleship -

Body of Christ -

Immaculate conception -

Extended writing

Choose a topic from the list and write 1xPEE paragraph about it:

- Prayers of intercession
- Body of Christ
- Church on earth
- Church in heaven

- Lamb of God
- The Sacrifice of Jesus

- Female discipleship

- Catholic beliefs about Mary

Challenge:

Plan a response for the following questions:

1. "The Church is an invisible spiritual bond, not a visible one"
2. "The sacrifice of Jesus was pointless"
3. "Hannah is the most faithful woman to God in the Bible"

In your response you should:

1. explain arguments that agree and disagree with the statement
2. evaluate the strength or weakness of each statement
3. refer to Catholic teaching
4. reach a justified conclusion.

Assessment Booklet

French

What am I being assessed on? Module 3: “En bonne santé?” (in good health?)

For the French assessment you have to revise:

- All the tenses done: Present, Passé Composé, and Future tense. The rules to form these tenses are in your exercise book.
- Vocabulary on illnesses and say what is wrong with you health wise.
- Talk about healthy living and what to do to keep fit.
- Give advice

Your French assessment will have listening, reading, translation and writing tasks.

What revision material should I revise from?

- The vocabulary copy and any grammar explanation the teacher has given you. You will find a copy of the vocabulary in Class Charts too.
- Your book: re-do any important vocabulary, grammar and translation tasks we have done.
- Quizlet website to practice vocabulary:
- [Flashcards Expo 2 Module 3 | Quizlet](#)

How can I revise?

1. Learn/ revise the vocabulary of the topic (you will find copy in your book & Class Charts)
Choose one section of the vocabulary: e.g. “Advice”

- look at the words and spend 5 minutes learning them.
- Write it down, then cover the English, read the French and see if you remember the meaning.
- Then cover the French and see if you can remember the word in French .
- Ask somebody at home to test you to see if you remember the words.

2. Prepare revision cards with the main words and verbs of this topic: French in one side, and English on the other side. Start with 20 key words and verbs. Once you know them, create new cards.

3. Read through the work done in class and re-do important tasks: grammar and writing sentences. Use the sentences done in lesson as a model and write different sentences changing some of the words, this will help you learn key structures.

Assessment Booklet

Spanish

What am I being assessed on? “La salud” (Health)

For your Spanish assessment you need to revise the following topics:

- Vocabulary about body parts and different illnesses.
- Saying that something hurt and for how long. Describing symptoms: what's wrong with you.
- Giving advice: using debes + infinitive = you should / hay que + infinitive= one have to, and vocabulary of remedies.
- Healthy living: vocabulary on food and drink and physical activity
- How to use the three tenses: past, present and future and time phrases for the three tenses: (e.g. *para llevar una vida sana ayer...= to lead a healthy lifestyle yesterday.....*)

What revision material should I revise from?

- The vocabulary copy and any grammar explanation the teacher has given you. You will find a copy of the vocabulary in Class Charts too.
- Your book: re-do any important vocabulary, grammar and translation tasks we have done.
- Use the revision presentation (PPT) that is in Class Charts, complete all the tasks at least twice
- Quizlet website to practice vocabulary:

[Mira 3 - Module 3 Flashcards | Quizlet](#)

- [SENECA](#)

How can I revise?

1. Learn/ revise the vocabulary of the topic (you will find a copy in your book & Class Charts)

Choose one section, e.g. " Qué te pasa? = What's the matter? "

- look at the words and spend 5 minutes learning them.
- Write it down, then cover the English, read the Spanish and see if you remember the meaning.
- Then cover the Spanish and see if you can remember the word in Spanish.
- Ask somebody at home to test you to see if you remember the words.

2. Prepare revision cards with the main words and verbs of this topic: Spanish in one side, and English on the other side. Start with 20 key words and verbs. Once you know them, create new cards.

3. Read through the work done in class and re-do important tasks: grammar tasks and writing sentences. Use the sentences done in lesson as a model and write different sentences changing some of the words, this will help you learn key structures.


E.g. Me duele la cabeza y voy a tomar un paracetamol" (my head hurts and I am going to take a paracetamol) you can change it to: " Me duele la espalda y voy a usar esta crema" (my back hurts and I'm going to use this cream).

Assessment Booklet

Art

What am I being assessed on?

You will be given an outline drawing of Albrecht Dürer's rhino and a fineline pen. You will use mark-making and different patterns, like Dürer used, to create light and dark areas in the drawing and add texture and detail.




What revision material should I revise from?

Watch the videos and practice by creating patterns and marks with a black pen. To achieve 'Exceeding', aim to show light to dark shading using the pattern in one area.



How can I revise? Copy from the mark-making patterns below.



Assessment Booklet

GCSE Computer Science Year 9

What am I being assessed on?

You will be assessed on the topics you have covered in lessons so far;
You will be assessed on the topics you have covered in lessons so far;

- Cybersecurity
- Multimedia – video creation
- Python programming
- Ethics

What revision material should I revise from?

You can use your Google classroom workbooks by logging in at home. <https://www.bbc.co.uk/bitesize/articles/zyb72hv#z4fjmbk>

Educake quizzes will also be available to practise questions that will be similar to those you will see in the assessment. These websites will also be useful;

<https://www.bbc.co.uk/bitesize/guides/z9p9kqt/revision/1>

<https://www.bbc.co.uk/bitesize/guides/z2p9kqt/revision/1>

You can read the materials you have and make notes, use the 'Read, Cover, Write' method to check your knowledge recall.

You could make flash cards or other revision materials such as mind-maps or spider-diagrams.



What am I being assessed on?

Listening & Theory – Pupils will listen to extracts of music and answer questions based on the Musical Elements and topics covered in Music this year. Some answers will be multiple choice. Blues, Ragtime and Riffs.

What should I revise ?

- **Vocal Ranges** – Soprano, Alto, Tenor, Bass
- **Tonalities** – Major or Minor
- **Dynamics** –
Piano (p) – Quiet, **Mezzo Forte (mf)** – Moderately Loud, **Forte (f)** – Loud, **Fortissimo (ff)** – Very Loud, **Crescendo** – Getting Louder **Decrescendo** – Getting Softer
- **Tempo and Time Signature** – BPM, $\frac{3}{4}$, $\frac{4}{4}$.
- **Melody direction** – ascending, descending
- **Notes on the stave in Treble and Bass Clef.** (use the sayings!)
- **Rhythms** - names and lengths!
- **CHORDS** – C = CEG, F = FACE, G = GBD, (Root, 3rd, 5th.)
- **Ukulele Chords & Tab** – able to recognise chords from the TAB. (C Major, A minor, F Major, G Major)
- **Ukulele String order**
- **Leitmotif** – character theme tune / character signature.
- **Orchestral families** -
WOODWIND FAMILY Flute. Clarinet. **BRASS FAMILY** Alto Saxophone. Tenor Saxophone. Oboe. Trumpet. Trombone. Tuba. French Horn. **STRING FAMILY** Violin. Cello. Double Bass. Viola. **PERCUSSION FAMILY** Bass Drum. Snare Drum. Cymbals. Glockenspiel. Harp.
- **Other instruments** - **KEYBOARDS** Piano. Synthesizer. Organ. **ROCK INSTRUMENTS** Acoustic Guitar. Electric Guitar. Bass Guitar. Drumkit.

Assessment Booklet

Drama

What am I being assessed on?

Devising – (KS4: In preparation for Component 1) Students will respond to a stimulus (The Grenfell Tower Fire) and work collaboratively as a class to practically create a devised performance in Brechtian style (minimum 5 minutes)

What should I revise ?

- ✓ Rehearse your lines
- ✓ Ensure you know the running order of your scenes
- ✓ Practice saying your lines, working on your clarity and projection

Narration: One actor describes what is happening, giving context while the other actor are performing

Thought tracking: When an actor steps out of the action and describes to the audience what their character is thinking/feeling inside

Direct Address: When an actor speaks to the audience as themselves and shares factual information about the topic

Monologue: A speech performed in character by one actor

Dialogue: A conversation performed by a group of characters

Choral Speech: where the actors all speak together

Cross Cutting: Pause a scene and then cut forwards or backwards in time, or different places at once

Still images: Actors use their bodies to create frozen images (like a photo)

Marking the moment: Making one moment stand out to the audience through still image, blocking, lighting etc

Physical theatre: Actors use their bodies to tell a story through movement

Conscience Corridor: One actor walks through the middle of the other actors, who are in a corridor shape and say the words, thoughts and feelings that are in the main characters head

Choral Movement: where the actors all move together

Soundscape: Creating the sound of the environment through layered sounds