

Cardinal Newman Catholic School

Holy Cross Catholic Multi Academy Company

YEAR 8

Summer Assessments 2026



Name:



CARDINAL
NEWMAN
CATHOLIC SCHOOL

“Knowledge through the light of faith”

Assessment Booklet Introduction

Dear Parents/Carers and Students

Re: Summer Assessments

This year students have completed their Autumn and Spring assessments. Students will complete their Summer assessments in the final Summer term. These assessments will be used by teachers to identify strengths and any areas where more support may be needed. Students also have the opportunity to reflect on their progress and to set targets for moving forward next year.

As with the previous assessments, the results of the upcoming Summer assessments will be shared with students and parents in a progress review report at the end of the term.

We want students to have the opportunity to be fully prepared for their assessments and have organised this booklet to help support revision and organisation of time. The Summer assessments will begin on **Monday 8th June and finish on Friday 19th June 2026**. Teachers will advise students on how to use this booklet in lessons. It can also be used to help students study at home to help remember and recall information. As such, it is vitally important that students bring this booklet into school every day to use in lessons as well as home.

We recognise that sometimes assessment season can cause some students to feel anxious or stressed. If you have any concerns or worries please contact the Head of Year via the school telephone or email below.

We want this to be a positive experience that supports and develops the skills and resilience in preparation for future examinations. If you need any further support, guidance or information please do not hesitate in contacting us.

Yours faithfully



Ms H Oakman
Head of Year 8
Hannah.Oakman@hccmac.co.uk



Ms E O'Connor
Headteacher
Emma.connor@hccmac.co.uk



Timetable

Step One: Highlight your assessments



YEAR 8 2026		WEEK B					WEEK A					
		MONDAY	TUESDAY	WEDNESDAY	THURSDAY	FRIDAY	MONDAY	TUESDAY	WEDNESDAY	THURSDAY	FRIDAY	
Year 8	A SIDE	APPLIED SUBJECTS AB SIDE	8A1	DRAMA	SPANISH	MUSIC		COMP SCI		ART		
			8A2		ART	SPANISH		COMP SCI	MUSIC			
			8A3					DRAMA	COMP SCI		SPANISH	ART
			8A4					MUSIC			ART	FRENCH
			8A5			FRENCH	MUSIC					COMP SCI
	CORE SUBJECTS	8A1	GEOGRAPHY	MATHS	RE			HISTORY	ENGLISH		SCIENCE	
		8A2			MATHS	RE		HISTORY	ENGLISH	GEOGRAPHY	SCIENCE	
		8A3		MATHS		RE	HISTORY	ENGLISH	GEOGRAPHY		SCIENCE	
		8A4		MATHS		HISTORY		RE	SCIENCE	GEOGRAPHY		
		8A5		HISTORY SCIENCE	GEOGRAPHY			ENGLISH	MATHS	RE		
B SIDE	APPLIED SUBJECTS CD SIDE	8B1		SPANISH			DRAMA	MUSIC	COMP SCI	ART		
		8B2		ART	SPANISH			MUSIC	COMP SCI	DRAMA		
		8B3	DRAMA		ART	FRENCH			COMP SCI	MUSIC		
		8B4	DRAMA	FRENCH	COMP SCI			ART		MUSIC		
	CORE SUBJECTS	8B1	RE	HISTORY ENGLISH	MATHS				SCIENCE		GEOGRAPHY	
		8B2		ENGLISH	MATHS		RE	HISTORY	GEOGRAPHY		SCIENCE	
		8B3	ENGLISH		MATHS			RE	GEOGRAPHY		HISTORY	
			SCIENCE									
		8B4	SCIENCE	ENGLISH	MATHS			HISTORY	GEOGRAPHY	RE		

Big Day Out

Step Two: Using your school timetable and assessment timetable, create your assessment schedule below:

Date <i>(e.g. Mon 8th June)</i>	Period <i>E.g. P2</i>	Assessment <i>E.g. English</i>	Topic <i>E.g. Transactional Writing</i>
English			
Maths			
Science			
History			
Geography			
RE			
Computer Science			
Spanish/French			
Music			

Tips to support Revision and well being

Top Tips for Revision success:

- Put your phone out of site
- Make a clear plan
- Be realistic with your time
- Space out learning
- Start revision early!
- Find a quiet place to work and revise
- Mix up your revision e.g mindmaps/flash cards
- Practice exam questions
- Take regular breaks
- Keep energized with food & water
- Test what you know - use family/friends to help
- Get enough sleep
- Be positive!



How to Revise:

PREPARE -

1. Use a checklist so you know what content to Revise and you can see your progress
2. Use a RAG (Red, Amber, Green) to rate your confidence on topics
3. Get into a regular routine revising using your revision timetable

LEARN -

1. Summarise the learning using things like:
 - Mindmaps
 - Flashcards
 - Note taking
 - Dual coding
2. Teach it to others - if you can't explain it, you do not know it!

PRACTICE-

1. Test yourself and be tested
2. Complete past paper questions and use the mark scheme to then improve them
3. Use example answers - read them and then write them

Summarise

Summarise content of the Knowledge Organiser into single words. Then close the KO and use these words to rewrite the content



Link It

Find connections between ideas, vocabulary or facts within the Knowledge Organiser. How many connections can you find between them? Create a mindmap to show this.



Recreate It

Recreate diagrams, maps or images - first by copying from the sheet, eventually moving on to recalling entirely by memory.



Memorise It

Choose a section to read, and try to memorise it. Cover it up. Write it out. Check what you've missed and add it in green pen.



Quiz It

Write yourself a quiz based on the Knowledge Organiser. Come back to it another day and see if you can answer it from memory. Green pen your answers.



Assessment Booklet English

dreamstime.

What am I being assessed on?

- In this assessment, you will need to read a short extract and respond to some comprehension questions, as well as find or define subject specific terminology.
- You will also have to write about the extract, using evidence to explain your understanding of the text (PEA paragraphs).
- Finally, you will correct the spelling, punctuation, and grammar mistakes in five sentences – SPaG task.

What revision material should I revise from?

Bitesize

- Revise the key plot events of Romeo and Juliet (mind-map/ knowledge organiser)
- Revise the key characters of Romeo and Juliet (mind-map/ knowledge organiser)
- Revise the key themes of Romeo and Juliet (mind-map/ knowledge organiser)
- AO1 reading extract and comprehension questions
- AO2 subject terminology revision
- AO2 PEA paragraph practice
- AO6 SPaG review tasks

How can I revise?

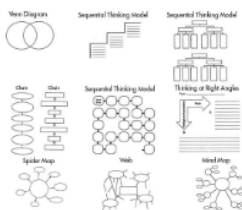
SENECA

Quizzing: create a mini text or quiz on a topic with a friend and swap

Are there any other tips you have notes down that we could add?

Flashcards: to write keywords or notes on cards and test yourself on the meaning

Revision Strategies



Graphic organisers: are a handy vehicle to get students reconstructing their revision topics, making meaningful links and connections



Mindmaps: A mind map is a diagram used to visually organize information. A mind map is hierarchical and shows relationships among pieces of the whole.

Example Questions: test yourself on the skills by practicing example questions

Assessment Booklet

English

Additional Revision Tasks

PRINCE

Rebellious subjects, enemies to peace,
Profaners of this neighbour-stained steel,--
Will they not hear? What, ho! you men, you beasts,
That quench the fire of your pernicious rage
With purple fountains issuing from your veins,
On pain of torture, from those bloody hands
Throw your mistemper'd weapons to the ground,
And hear the sentence of your moved prince.
Three civil brawls, bred of an airy word,
By thee, old Capulet, and Montague,
Have thrice disturb'd the quiet of our streets,

And made Verona's ancient citizens
Cast by their grave beseeching ornaments,
To wield old partisans, in hands as old,
Canker'd with peace, to part your canker'd hate:
If ever you disturb our streets again,
Your lives shall pay the forfeit of the peace.
For this time, all the rest depart away:
You Capulet; shall go along with me:
And, Montague, come you this afternoon,
To know our further pleasure in this case,
To old Free-town, our common judgment-place.
Once more, on pain of death, all men depart.

1. AO1: Understanding - 5 marks

List five things you learn about the people that fight on the streets of Verona.

2. AO2: Explanation and Inference - 5 marks

How does Shakespeare present The Prince in this extract?

PEA writing frame:

P: Shakespeare presents The Prince as a concerned ruler at the beginning of this extract because...

E: This is clear when he says "..."

A: The (technique / word class) suggests...which would make the reader feel...

As the extract continues,

Towards the end of the extract,

.....

X3 paragraphs

AO6 - SPaG Review Skills – 5 marks:

What are the rules for capital letters?

When should you use a comma?

What are the rules for apostrophes?

What do these difference sentence types mean?

Declarative

Imperative

Interrogative

Exclamatory

AO2 - Terminology – 5 marks:

Define the following terminology and add an example:

- Metaphor
- Simile
- Personification
- Juxtaposition
- Dialogue
- Oxymoron
- Adjective
- Adverb



What am I being assessed on?

Your Summer Assessment will cover everything you have done in Maths across Year 8.

More details can be seen on the next page

You will have both a non-calculator and a calculator assessment, so you should be comfortable working both with and without a calculator.

What revision material should I revise from?


- Complete the MathsWatch revision tasks you have been set
- Use the revision material on the next page
- Use your exercise book to look back at your work
- Other useful websites: Corbettmaths, MathsGenie



How can I revise?

- ✓ Make flash cards
- ✓ Make a poster
- ✓ Make a mind map
- ✓ Teach someone at home about a topic
- ✓ Complete questions on MathsWatch
- ✓ Watch videos using MathsWatch
- ✓ Test yourself using your revision resources

Assessment Booklet Maths



Revision Checklist:

Login into mathswatch and search for the topics listed below. Give yourself a rating Red/Amber/Green. If you still need help, watch the video that goes with each task to see worked examples of each topic

The list below is **not** exhaustive, other topics you have covered this year can appear

Topic	Skills	RAG
Algebraic Manipulation	<ul style="list-style-type: none"> Collect Like Terms Substitute Expand and Factorise Rearranging Formulae 	
Angles	<ul style="list-style-type: none"> Angle Rules Angles in polygons Angles in Parallel Lines 	
Fractions	<ul style="list-style-type: none"> Four Operations Fraction of amount 	
Decimals, Rounding, and Estimation	<ul style="list-style-type: none"> Four Operations Rounding to powers of 10, decimal places and significant figures Estimation 	
Equations	<ul style="list-style-type: none"> Solve 2 and 3-step equations Form Equations 	
Volume	<ul style="list-style-type: none"> Area of 2D shapes Volume of cuboids, prisms, and cylinders 	
Indices	<ul style="list-style-type: none"> Index Laws 	
Ratio	<ul style="list-style-type: none"> Simplify and convert Divide in a given ratio 	
Sequences	<ul style="list-style-type: none"> Arithmetic/Geometric sequences Nth Term 	
Graphs	<ul style="list-style-type: none"> Coordinates in four quadrants Plotting linear graphs Finding the equation of a line on a graph 	
Charts and Diagrams	<ul style="list-style-type: none"> Bar Charts/Pie Charts/ Scatter Graphs Venn Diagrams 	
Transformations	<ul style="list-style-type: none"> Translations Enlargements 	
Percentages	<ul style="list-style-type: none"> Percentage of amount Percentage change Simple interest 	
Probability	<ul style="list-style-type: none"> Rules of probability Relative and Expected Frequency Two-way tables 	
Averages	<ul style="list-style-type: none"> Mean/Median/Mode/Range Averages from a table 	
Pythagoras	<ul style="list-style-type: none"> Use Pythagoras Theorem 	

Assessment Booklet

Science

What am I being assessed on?

Biology

- Biodiversity
- Species and classification
- Variation
- Reproduction
- Human digestive system
- Diet and exercise

Physics

- Moving by force
- Series circuits
- Light

Chemistry

- Acids and bases
- Materials
- Rocks



[Light Waves - BBC Bitesize](#)

[Nutrition, digestion and excretion - KS3 Biology - BBC Bitesize](#)

[Rock types - The Earth and atmosphere - KS3 Chemistry - BBC Bitesize](#)

[Bases and alkalis - Acids and bases - KS3 Chemistry Revision - BBC Bitesize](#)

How can I revise?

- **Use the links above as revision material. Copy and paste the links onto a search bar.**
- **Quizzing:** Create a quiz on a topic with a friend and swap
- **Mind maps:** Draw mind maps to chunk information
- **Flashcards:** To write keywords or notes on cards and test yourself on the meanings.
- **Practice Questions:** Use **educake** to quiz yourself
- **You may use the below links for extra revision**



<https://www.freesciencelessons.co.uk>

<https://classroom.thenational.academy/subjects-by-key-stage/key-stage-3/subjects/science>

Assessment Booklet History

What am I being assessed on?

- 1) **Industrial Britain** – Factories, Living conditions, Luddites
- 2) **British Empire** - Causes, Australia, Africa, India
- 3) **World War One** - Trenches, Colonial Soldiers, Causes of the war.

What revision material should I revise from?

- Exercise books
- Key knowledge summaries placed on classcharts
- Assigned Educake quizzes based on topics of assessment to be set before half term.
- Relevant YouTube clips to build a wider knowledge of case studies.



Industrial Britain



Colonial Soldiers



Empire

How can I revise?

Revision Support & Guidance

- Create concept maps, flash cards or knowledge quizzes based on key terms.
- Complete Educake quizzes to support key term comprehension and knowledge.
- Key knowledge summaries on classcharts).
- Above – YouTube/BBC Bitesize.
- **Exercise Books!** Review classwork tasks to build confidence of assessment links.



Assessment Booklet

Geography

Assessment Criteria

1. **Term 1.1 - Crumbling Coasts:** Geology; Forms Of Erosion; Sea Level Rise Impacts.
2. **Term 1.2 - Supply & Demand:** Costs & Benefits Of Renewable/Non-Renewable Energy Resources – Effects Upon The Planet.
3. **Term 2.1 - Devastating Disasters:** Formations & Impacts Of Tectonic Hazards; Different Tectonic Plate Movement & Features Of The Earth's Layers.
4. **Term 2.2 - Changing Climate:** The Causes & Consequences Of Climate Change; The Human Causes & Consequences Of Global Warming; Tropical Storms – The Causes, Distribution & Effects Of Hurricanes/Typhoons/Cyclones.
5. **Term 3.1 - Controversial Conflicts:** The Middle East Countries – Conflict/Tension.

Revision Material & Resources

Revision Material & Resources

- LMR sent key term/case study material via school email to support revision.
- Assigned Educake quizzes based on topics of assessment to be set before half term.
- Relevant YouTube clips to build a wider knowledge of case studies.

Videos (Emailed)

- Erosion.
- Types Of Energy.
- Tectonic Hazards & Plate Movements.
- Climate Change.
- Tropical Storms.

How To Revise

Revision Support & Guidance

- Create concept maps, flash cards or knowledge quizzes based on key terms.
- Complete Educake quizzes to support key term comprehension and knowledge.
- Key terms/knowledge tests (Emailed).
- Above – YouTube/BBC Bitesize.
- **Exercise Books!** Review classwork tasks to build confidence of assessment links.



Assessment Booklet RE

What am I being assessed on?

Topics:

1. Creation and Covenant
2. Prophecy and Promise
3. Galilee to Jerusalem
4. Desert to Garden
5. To the ends of the earth

3 sections:

1. Key terminology
2. Knowledge check
3. Extended writing

What revision material should I revise from?

You should use the knowledge organisers and resources uploaded to ClassCharts by Miss Jacob and given to you by your teacher.

Year 8 Religious Education Summer Assessment Revision

<p>To the ends of the earth Knowledge: The Resurrection of Jesus Jesus' resurrection is described, slightly differently, in all four Gospels in the Bible. What happened?</p> <ul style="list-style-type: none">• On the day of Jesus' resurrection, Jesus' female disciples return to his tomb to find it empty. Two angels appear to them and explain that Jesus has risen.• After his resurrection, Jesus appeared to many of his disciples, who often struggled to understand what had happened to him.• For example, in the story <i>On the Road to Emmaus</i>, Jesus appears to two disciples travelling to Emmaus, yet they don't recognise him until he breaks bread with them.• With the help of Jesus' words and faith, his disciples came to understand that Jesus overcame death. <p>Why is it significant?</p> <ul style="list-style-type: none">• Christians believe that the details of the empty tomb provide evidence for the unique nature of Jesus' resurrection: Jesus rose from the dead, body and soul. His resurrected body is glorified and uncorrupted by death.• The Church teaches that the account of the empty tomb is a sign of Jesus' physical resurrection and an actual historical event.• The Church calls the Resurrection the central and crowning truth of the Christian faith.• Catholics believe the Resurrection is important because it is an essential belief for all Christians and the source of hope for the future.• "He is not here; he has risen." (Luke 24:6)• "Jesus said to her, 'I am the resurrection and the life.'" (John 11:25)	<p>To the ends of the earth Knowledge: What happens after death? The Church teaches that:</p> <ul style="list-style-type: none">• Humans are made up of a physical body and an immortal, spiritual soul.• Immediately following death, particular judgement happens: God judges the way a person has lived their life and shown love to others.• As a result of this judgement, their soul will go to either heaven, hell or purgatory.• Those who go to purgatory will ultimately reach heaven but first have to experience purification.• On the Last Day of Judgement, when Christ returns, all souls will be unified with their physical bodies and be subject to a final judgement.				
<p>Prophecy and Promise Key words: Prophet: A person anointed by God and inspired by God through the Holy Spirit to share God's messages. King: An anointed person who has authority, power and responsibility for people in their care; also a ruler of a country.</p>	<table border="1"><tr><td><p>Judgement</p><ul style="list-style-type: none">• Judgement happens when a person dies.• God looks at how a person lived and loved others.• This is called particular judgement.• A person is judged as ready for heaven, purgatory, or hell.• "Everyone will be judged by what they have done." (Romans 2:6)• "Each person receives judgement at death." (CCC 1022)</td><td><p>Heaven</p><ul style="list-style-type: none">• Heaven is life with God forever.• It is a place of peace, joy, and happiness.• People go to heaven if they die close to God.• There is no pain or sadness in heaven.• "He will wipe every tear from their eyes." (Revelation 21:4)• "Heaven is perfect life with God." (CCC 1024)</td></tr><tr><td><p>Hell</p><ul style="list-style-type: none">• Hell is eternal separation from God.• People choose hell by rejecting God.• God allows free choice, even if people turn away.• Hell means missing out on God forever.• "Depart from me." (Matthew 25:41)• "Hell is eternal separation from God." (CCC 1033)</td><td><p>Purgatory</p><ul style="list-style-type: none">• Purgatory is a place of purification.• People in purgatory will go to heaven.• It removes sins that stop people being fully holy.• Prayers can help souls in purgatory.• "Nothing unclean will enter heaven." (Revelation 21:27)• "They are purified after death." (CCC 1030)</td></tr></table>	<p>Judgement</p> <ul style="list-style-type: none">• Judgement happens when a person dies.• God looks at how a person lived and loved others.• This is called particular judgement.• A person is judged as ready for heaven, purgatory, or hell.• "Everyone will be judged by what they have done." (Romans 2:6)• "Each person receives judgement at death." (CCC 1022)	<p>Heaven</p> <ul style="list-style-type: none">• Heaven is life with God forever.• It is a place of peace, joy, and happiness.• People go to heaven if they die close to God.• There is no pain or sadness in heaven.• "He will wipe every tear from their eyes." (Revelation 21:4)• "Heaven is perfect life with God." (CCC 1024)	<p>Hell</p> <ul style="list-style-type: none">• Hell is eternal separation from God.• People choose hell by rejecting God.• God allows free choice, even if people turn away.• Hell means missing out on God forever.• "Depart from me." (Matthew 25:41)• "Hell is eternal separation from God." (CCC 1033)	<p>Purgatory</p> <ul style="list-style-type: none">• Purgatory is a place of purification.• People in purgatory will go to heaven.• It removes sins that stop people being fully holy.• Prayers can help souls in purgatory.• "Nothing unclean will enter heaven." (Revelation 21:27)• "They are purified after death." (CCC 1030)
<p>Judgement</p> <ul style="list-style-type: none">• Judgement happens when a person dies.• God looks at how a person lived and loved others.• This is called particular judgement.• A person is judged as ready for heaven, purgatory, or hell.• "Everyone will be judged by what they have done." (Romans 2:6)• "Each person receives judgement at death." (CCC 1022)	<p>Heaven</p> <ul style="list-style-type: none">• Heaven is life with God forever.• It is a place of peace, joy, and happiness.• People go to heaven if they die close to God.• There is no pain or sadness in heaven.• "He will wipe every tear from their eyes." (Revelation 21:4)• "Heaven is perfect life with God." (CCC 1024)				
<p>Hell</p> <ul style="list-style-type: none">• Hell is eternal separation from God.• People choose hell by rejecting God.• God allows free choice, even if people turn away.• Hell means missing out on God forever.• "Depart from me." (Matthew 25:41)• "Hell is eternal separation from God." (CCC 1033)	<p>Purgatory</p> <ul style="list-style-type: none">• Purgatory is a place of purification.• People in purgatory will go to heaven.• It removes sins that stop people being fully holy.• Prayers can help souls in purgatory.• "Nothing unclean will enter heaven." (Revelation 21:27)• "They are purified after death." (CCC 1030)				

If you require paper copies of the knowledge organisers, see the RE department.

How can I revise?

- Highlight key points on your knowledge organiser
- Create flash cards or mindmaps using your knowledge organiser
- Create test yourself questions and get a family member or friend to check your knowledge
- Create your own visual key word bank
- Practice PEE paragraphs on different topics

Assessment Booklet

RE

Additional Revision Tasks



Key terminology: Test yourself

Resurrection -

Heaven -

Funeral rite -

Fasting, almsgiving and prayer -




King -

Kingdom -

Lent -

Extended writing

Choose a topic from the list and write 1xPEE paragraph about it:

- Resurrection
- What happens after death? (Eschatology) 
- What is suffering? 
- The Catholic funeral rite 
- The Kingdom of God

Challenge:

1. Write 1xPEE about Eschatology, including a direct source of wisdom.



2. Write 1xPEE about the events of Easter Triduum, including a direct source of wisdom.

Assessment Booklet

Computer Science Year 8

What am I being assessed on?

You will be assessed on the topics you have covered in lessons so far;

- Networks & The Internet
- Websites – HTML
- Computational thinking
- Python programming
- Data representation

What revision material should I revise from?

You can use your Google classroom workbooks by logging in at home. Educake quizzes will also be available to practise questions that will be similar to those you will see in the assessment. These websites will also be useful;

<https://www.bbc.co.uk/bitesize/articles/zgwnsbk>
<https://www.bbc.co.uk/bitesize/guides/z8nk87h/revision/4>
<https://www.bbc.co.uk/bitesize/guides/z2p9kqt/revision/1>
<https://www.bbc.co.uk/bitesize/topics/zxnfr82>
<https://www.bbc.co.uk/bitesize/guides/zc6rcdm/revision/1>

How can I revise?

You can read the materials you have and make notes, use the 'Read, Cover, Write' method to check your knowledge recall.

You could make flash cards or other revision materials such as mind-maps or spider-diagrams.

Assessment Booklet

Art

What am I being assessed on?

You are being assessed on your ability to draw 3D shapes using 1-point or 2-point perspective. You will colour in the shape to render the shape.


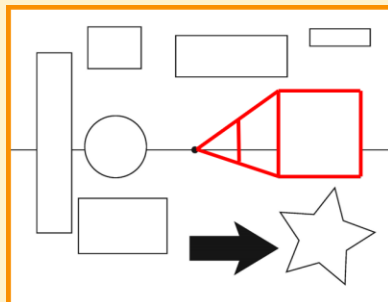


What revision material should I revise from?

Use the links on the QR codes to watch the videos about 1 point perspective. You will need: paper / pencil / ruler / rubber / coloured pencil.



Practice drawing a horizon line with a vanishing point. Then sketching out a 2d / flat shape and using perspective lines to join all edges to the vanishing point. Shade the 3D shape using a coloured pencil.



Assessment Booklet

Spanish

What am I being assessed on? “¡ A comer!” (Let’s eat!)

For your Spanish exam you need to revise the following topics:

For your Spanish exam you need to revise the following topics:

- Vocabulary about food and drinks
- Giving opinions
- Describing mealtimes and saying at what time you do something
- Ordering a meal at the restaurant
- Discussing what to buy for a party
- How to use the three tenses: past, present and future
- Time phrases for the three tenses: (*ex: last weekend, yesterday, ..., usually, normally, ... next weekend, next Friday,..*)

Your assessment will include the following tasks: listening, reading, translating sentences and writing a text.

What revision material should I revise from?

- The vocabulary copy and any grammar explanation the teacher has given you. You will find a copy of the vocabulary in Class Charts too.
- SENECA
- Quizlet website to practice vocabulary:

[Viva 2, Modulo 3 Flashcards](#) | [Quizlet](#)

How can I revise?

1. Learn/ revise the vocabulary of the topic (you will find copy in your book & Class Charts)

Choose one section, e.g. “section what do you like to eat and drink?”

- look at the words and spend 5 minutes learning them.
- Write it down, then cover the English, read the Spanish and see if you remember the meaning.
- Then cover the Spanish and see if you can remember the word in Spanish.
- Ask somebody at home to text you to see if you remember the words.

2. Prepare revision cards with the main words and verbs of this topic: Spanish in one side, and English on the other side. Start with 20 key words and verbs. Once you know them, create new cards.

3. Read through the work done in class and re-do important tasks: grammar tasks and writing sentences. Use the sentences done in lesson as a model and write different sentences changing some of the words, this will help you learn key structures.

Assessment Booklet

French

What am I being assessed on? Mon identité (my identity)

For your French exam you need to revise the following topics:

- Describing personality
- Use adjectives
- Talk about relationships
- Reflexive verbs
- Talking about music
- Agreeing, disagreeing and giving reasons
- Talking about clothes
- Talking about your passion
- Use the three tenses: past, present and future.

Your assessment will include the following tasks: listening, reading and translating sentences.

What revision material should I revise from?

- The vocabulary copy and any grammar explanation the teacher has given you. You will find a copy of the vocabulary in Class Charts too.
- Quizlet website to practice vocabulary

[French Studio 2 Module 3 Flashcards | Quizlet](#)

How can I revise?

1. Learn/ revise the vocabulary of the topic (you will find copy in your book & Class Charts)

Choose one section, e.g. "My character"

look at the words and spend 5 minutes learning them.

- Write it down, then cover the English, read the French and see if you remember the meaning.
- Then cover the French and see if you can remember the word in French.
- Ask somebody at home to text you to see if you remember the words.

2. Prepare revision cards with the main words and verbs of this topic: French in one side, and English on the other side. Start with 20 key words and verbs. Once you know them, create new cards.

3. Read through the work done in class and re-do important tasks: grammar and writing sentences. Use the sentences done in lesson as a model and write different sentences changing some of the words, this will help you learn key structures.



What am I being assessed on?

Performance – This will take place before the assessment window at the end of the first half summer term. Pupils will have performed a short chord sequence on Ukulele demonstrating control of the instrument and musicality.

Listening & Theory – Pupils will listen to extracts of music and complete questions based on the use of musical elements and instrumentation. Topics covered will include, Ostinato, Ukulele and KPop.

What should I revise ?

- **Vocal Ranges** – Soprano, Alto, Tenor, Bass
- **Tonalities** – Major or Minor
- **Dynamics** –
Piano (p) – Quiet, **Mezzo Forte (mf)** – Moderately Loud, **Forte (f)** – Loud, **Fortissimo (ff)** – Very Loud,
Crescendo – Getting Louder **Decrescendo** – Getting Softer
- **Tempo and Time Signature** – BPM, $\frac{3}{4}$, $\frac{4}{4}$.
- **Notes on the stave in Treble and Bass Clef.** (use the sayings!)
- **Rhythms** - names and lengths!
- **Ukulele Chords & Tab** – able to recognise chords from the TAB. (C Major, A minor, F Major, G Major, E Major, D Major)
- **Ukulele String order**
- **Orchestral families** -
WOODWIND FAMILY Flute. Clarinet. **BRASS FAMILY** Alto Saxophone. Tenor Saxophone. Oboe. Trumpet. Trombone. Tuba. French Horn. **STRING FAMILY** Violin. Cello. Double Bass. Viola. **PERCUSSION FAMILY** Bass Drum. Snare Drum. Cymbals. Glockenspiel. Harp.
- **Other instruments** - **KEYBOARDS** Piano. Synthesizer. Organ. **ROCK INSTRUMENTS** Acoustic Guitar. Electric Guitar. Bass Guitar. Drumkit.

Assessment Booklet

Drama

What am I being assessed on?

Devising and Vocal Performance Skills: Students are combining both naturalistic and non-naturalistic performance skills to create a practical performance of 'The Terrible Fate of Humpty Dumpty'.

What should I revise ?

- ✓ Learn your lines from the script and your devised lines
- ✓ Practice your vocal skills – pitch, pace, pause, projection, tone, accent, stress, clarity
- ✓ Revise the structure of your performance

Vocal Skills

Pitch: high or low

Pace: fast or slow

Pause: used to create tension

Projection: to ensure your voice is heard

Tone: to show emotion

Clarity: to ensure all your sounds are heard clearly

Stress: to emphasise a sound/ word

Accent: how you sound depending on where you are from

Devising Techniques

Narration: One actor describes what is happening, giving context while the other actor are performing

Thought tracking: When an actor steps out of the action and describes to the audience what their character is thinking/feeling inside

Direct Address: When an actor speaks to the audience as themselves and shares factual information about the topic

Cross Cutting: Pause a scene and then cut forwards or backwards in time, or different places at once

Still images: Actors use their bodies to create frozen images (like a photo)

Marking the moment: Making one moment stand out to the audience through still image, blocking, lighting etc

Conscience Corridor: One actor walks through the middle of the other actors, who are in a corridor shape and say the words, thoughts and feelings that are in the main characters head