

# Cardinal Newman Catholic School

Holy Cross Catholic Multi Academy Company

## YEAR 12 into YEAR 13



## Summer Homework & Baseline Assessment Preparation Booklet

Name:

“Knowledge through the light of faith”



CARDINAL  
NEWMAN  
CATHOLIC SCHOOL

# Homework Booklet Introduction

Dear Parents/Carers and Students

Re: Year 13 Baseline Assessments

In September, students will be sitting baseline assessments in all their subjects. These assessments will be used by teachers to identify strengths and any areas where more support may be needed as they begin Year 13. The assessments will also support the students in embedding and reviewing the learning that has taken place during Year 12 and will address any gaps in learning following the summer assessments.

Departments have prepared structured homework for over the holidays which will support students with their forthcoming baseline assessments in September 2026.

This booklet will support students in completing their summer homework by :

- Outlining key content to revise ahead of their baseline assessments
- Signposting to revision tools and materials
- Offering extension and challenge activities

Please use this booklet as an overview to complete the homework in preparation for the September assessments. Keep it safe as it will be a useful tool to review at the start of the new term in 2026.

Deadlines for tasks will be set as usual via Class Charts, please do check student and parent accounts to keep on top of the homework set. If you need any support in accessing Class Charts, please do contact your Head of Year. We can reissue log in details at any time for students via school email accounts.

If you need any further support, guidance or information please do not hesitate in contacting us. We would also like to take this opportunity to thank you for your continued support and we wish you a very happy Summer holiday.

Yours faithfully

Miss A Burn  
Head of Sixth Form  
[Email: Alice.burn@hccmac.co.uk](mailto:Alice.burn@hccmac.co.uk)

Mrs A Nardiello  
Assistant Headteacher  
Email: Alanna.Nardiello@hccmac.co.uk



# Assessment Booklet

## A Level Biology


### What am I being assessed on?

- Unit 1; Biological molecules
- Unit 2; Cell Biology
- Unit 3; Exchange and transport
- Unit 4; Genetic information & variation



### What revision material should I revise from?

- Textbook
- Class notes
- Topic checklists
- Lesson PowerPoints
- Practice exam questions
- Revision mind maps/cards
- YouTube videos
- Summer A level paper 1 homework
- Link for past paper mark schemes
- <https://www.aqa.org.uk/find-past-papers-and-mark-schemes?qualification=A-level%20Biology>



### How can I revise?

- Create revision cards, mind maps or summary notes
- Complete revision tasks on Seneca
- Test your knowledge using flash cards
- Complete practice exam style questions
- Use topic check lists to assess your knowledge
- Work through PowerPoints on Teams/Class Charts

# Assessment Booklet

## A Level Biology

### Additional Homework Guidance & Revision Resources

#### Websites



PHYSICS & MATHS TUTOR

<https://www.physicsandmathstutor.com/biology-revision/a-level-aqa/>



<http://www.a-levelnotes.co.uk/biology-aqa-as-level-notes-new-spec.html>



<https://app.senecalearning.com/classroom/course/d0ce0c30-6417-11e8-8edc-d9cd1c890408>



<https://www.revisely.co.uk/alevel/biology/aqa/>



<https://www.savemyexams.co.uk/a-level/biology/aqa/17/revision-notes/>

# Assessment Booklet


## A Level Chemistry

### Paper 1 Content

1. Atomic structure
2. Amount of substance (mole calculations)
3. Bonding
4. Energetics ( $\Delta H$  calculations, Hess' Law)
5. Equilibrium ( $K_c$  and  $K_p$ )
6. Redox (including electrochemical cells)
7. Thermodynamics ( $\Delta S$ ,  $\Delta G$ )
8. Acids and bases (including  $K_a$  calculations)
9. Periodicity, groups 2 and 7 and period 3 elements
10. Transition metals and their reactions

### What revision material should I revise from?

- Textbooks
- Work folder
- Practical books
- YouTube videos
- Past papers and the mark scheme to reiterate.



### How can I revise?

1. Use your textbook to work through the chapters on paper 1 topics, answering the page and end of chapter questions
2. Complete topic specific questions from past papers, which are available from physics and maths tutor, and self-assess
3. Go back to your notes to re-learn how to do questions you couldn't before and re-attempt those questions
4. Download full papers and complete those once you have done the steps above

# Assessment Booklet

## A Level Chemistry

### Additional Resources

#### Websites

Physics and Maths tutor

Allery chemistry YouTube  
channel

Dalton Chemistry resources



# Assessment Booklet

## A Level Physics

### What am I being assessed on?

#### Paper – 2 hours (80 marks)


*Long and short answer questions and 30 multiple-choice questions based on the following topics:*

1. Measurements & Uncertainties
2. Particles & Radiation
3. Waves
4. Mechanics & Materials
5. Electricity
6. Further Mechanics

*The assessment will cover some aspects of practical work we have covered in Year 12.*

### What revision material should I revise from?

- Text book
- Class notes
- Work booklets
- Exam questions
- Websites



### How can I revise?

1. **Revise** – make revision flash cards, mind maps and summary notes to revise the key concepts.
2. **Test** – Use the flash cards and drill questions in your textbook and work books to test your knowledge.
3. **Apply** – Use past questions to help you to practice applying your knowledge. Use the mark schemes to help you check and improve your answers.

# Assessment Booklet

## A Level Physics

### Additional Resources


#### Websites



[AQA | Resources | Past Papers & AQA Mark Schemes](#)



[AQA Physics Revision - Physics & Maths Tutor](#)



[KS5 Physics Revision - AS/A2 Level Standard](#)



[Students | A Level Physics Online](#)



[Seneca - Learn 2x Faster](#)



[Kuizical](#)



# Assessment Booklet

## A Level Maths

### What am I being assessed on?

#### A2 Maths Pure

- Chapter 13.1 Binomial Series
- Chapter 13.2 Introduction to Sequences

#### AS Maths Review Topics

- Logs and Exponentials
- Turning points
- Transformations of functions
- Binomial Expansion
- Factor Theorem
- Forces
- Mean and Standard Deviation
- Hypothesis testing

### What revision material should I revise from?

- Past Papers
- Textbook
- [www.aqa.org.uk](http://www.aqa.org.uk)
- [www.kerboodle.com](http://www.kerboodle.com)
- [www.integralmaths.org](http://www.integralmaths.org)
- [www.examsolutions.net](http://www.examsolutions.net)
- [www.drfrostmaths.com](http://www.drfrostmaths.com)



### How can I revise?

- Make notes from the summary sections at the end of each chapter.
- Complete a past paper then mark it using the mark scheme.
- Practice questions from the exercises in the book, use the worked solutions on Kerboodle.

- Use the additional notes and exercises on integral maths to consolidate.
- Watch the videos going through exam questions on [www.examsolutions.net](http://www.examsolutions.net)
- Work through the relevant powerpoints on [www.drfrostmaths.com](http://www.drfrostmaths.com)

# Assessment Booklet

## A Level Maths

### Additional Homework Guidance & Revision Resources

#### Binomial series

$$(a + b)^n = a^n + \binom{n}{1}a^{n-1}b + \binom{n}{2}a^{n-2}b^2 + \dots + \binom{n}{r}a^{n-r}b^r + \dots + b^n \quad (n \in \mathbb{N})$$

$$\text{where } \binom{n}{r} = {}^nC_r = \frac{n!}{r!(n-r)!}$$

$$(1 + x)^n = 1 + nx + \frac{n(n-1)}{1 \cdot 2}x^2 + \dots + \frac{n(n-1)\dots(n-r+1)}{1 \cdot 2 \dots r}x^r + \dots \quad (|x| < 1 \quad n \in \mathbb{Q})$$

#### Arithmetic series

$$S_n = \frac{1}{2}n(a + l) = \frac{1}{2}n[2a + (n-1)d]$$

#### Geometric series

$$S_n = \frac{a(1 - r^n)}{1 - r}$$

$$S_\infty = \frac{a}{1 - r} \quad \text{for } |r| < 1$$

#### Mechanics

##### Constant acceleration

$$s = ut + \frac{1}{2}at^2$$

$$\mathbf{s} = \mathbf{u}t + \frac{1}{2}\mathbf{a}t^2$$

$$s = vt - \frac{1}{2}at^2$$

$$\mathbf{s} = \mathbf{v}t - \frac{1}{2}\mathbf{a}t^2$$

$$v = u + at$$

$$\mathbf{v} = \mathbf{u} + \mathbf{a}t$$

$$s = \frac{1}{2}(u + v)t$$

$$\mathbf{s} = \frac{1}{2}(\mathbf{u} + \mathbf{v})t$$

$$v^2 = u^2 + 2as$$

#### Probability

$$P(A \cup B) = P(A) + P(B) - P(A \cap B)$$

$$P(A \cap B) = P(A) \times P(B|A)$$

#### Standard deviation

$$\sqrt{\frac{\Sigma(x - \bar{x})^2}{n}} = \sqrt{\frac{\Sigma x^2}{n} - \bar{x}^2}$$

#### Discrete distributions

Distribution of $X$	$P(X = x)$	Mean	Variance
Binomial $B(n, p)$	$\binom{n}{x}p^x(1-p)^{n-x}$	$np$	$np(1-p)$

# Assessment Booklet

## A Level Business

### What am I being assessed on?

For the base line assessment we will be focusing on Paper 1. This will be a full past paper and focus on Theme 1 and Theme 4.

**Theme 1 topics are:** Meeting customer needs, the market, marketing mix and strategy, managing people and entrepreneurs and leaders.

**Theme 4 topics:** Globalisation, global markets, business expansion, global marketing, global industries and companies.

### What revision material should I revise from?


Past exam questions found on TEAMS

Notes / exercise books

PLC's found in your course booklet

Revision guides

Past questions you have completed previously to see common errors



### How can I revise?

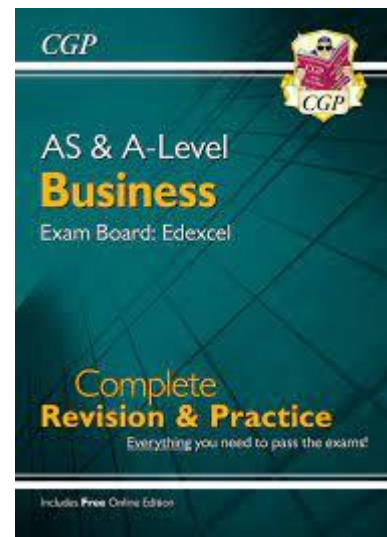
- ❖ Use PLC's from each topic area
- ❖ Use past exam questions available on TEAMS pages
- ❖ Seneca tasks set by your class teachers
- ❖ Past notes / exercise books to help with key term
- ❖ Course guides to support your understanding of key terminology
- ❖ Ask your class teachers to mark any past questions you complete

# Assessment Booklet

## A Level Business

### Additional Revision Tasks & Resources

- Complete PLCs before your revision and at the end to see how far you have progressed
- Complete tasks on Seneca for both Paper 1 and Paper 2
- Practice exam questions and email them to your class teacher
- Create mind maps seeing how each topic links
- Learn the formulas for finance
- Create revision cards for each topic area for each paper
- Use a revision clock to help organise your ideas – remember write down as much detail as possible



### Further resources to access

Revision materials can also be found at:

- ❖ Tutor2 Business A Level (also follow them on Instagram for daily exam question advice)
- ❖ Youtube.com/businessasusual
- ❖ Youtube.com/bizconsesh
- ❖ Youtube.com/takingthebiz

# Assessment Booklet

## A Level English Language and Literature

### Component 1: Voices in Speech & Writing (1 hour 15 minutes)

#### **Component 1: Voices in Speech & Writing**

**1 hour 15 minutes**

**25 marks**

#### **Section A**

Voices in Speech & Writing: An Anthology  
(25 marks)

You will compare one of the anthology texts to an unseen text that shares a similar theme.

#### **Revision Tips: Voices in Speech & Writing: An Anthology**

- YouTube: English\_Newman
- PPTs on Anthology texts
- How to Structure a Response
- Anthology Revision Grid
- Non-Fiction- Key Conventions Guide
- Anthology (annotations/PAMTC)
- Anthology Record Booklet
- Exam Preparation Booklet

#### **Component 1: Section A**

- Do I know the PAMTC for each anthology text?
- Do I know the voices created in each text, how they change and why they are evident?
- Do I know the specific evidence from each text that I will select to analyse/demonstrate voice.
- Do I know the genre conventions and how/why they are used?
- Do I know how to structure a response?
- Can I identify/apply appropriate subject terminology?



ENGLISH LANGUAGE AND LITERATURE

# A Level English Language & Literature

## What am I being assessed on?

### Component 2: (Varieties in Language and Literature)

#### Component 2: Section B

Society & The Individual: The Great Gatsby & Great Expectations  
(30 marks)

You will complete a knowledge check focusing on The Great Gatsby, Great Expectations, subject terminology and exam skills.



## What revision material should I revise from?

### The Great Gatsby & Great Expectations

The following materials are available via our SharePoint:


- TGG & GE Context Booklets
- TGG & GE Plot Comprehension Questions
  - TGG & GE Plot Lessons
- TGG & GE Excel Analysis Grids
  - TGG & GE Extract Booklets

#### Additional Resources include:


- TGG & GE Revision Guides
- TGG & GE Lit Charts (via SharePoint)

## How can I revise?

### Key Texts Context Guides



Name: \_\_\_\_\_  
Teacher: \_\_\_\_\_  
Class: \_\_\_\_\_



Name: \_\_\_\_\_  
Teacher: \_\_\_\_\_  
Class: \_\_\_\_\_

### The Great Gatsby & Great Expectations

1. Re-read 'The Great Gatsby' & 'Great Expectations'
2. Review the 'Key Context' PPT and booklet.
3. Review plot lessons for both texts.
4. Review TGG & GE Excel sheets.
5. Create subject terminology revision cards



# Assessment Booklet

## A Level English Literature

### What am I being assessed on?

Your Literature examination will assess your skills and knowledge of:  
Component 1: Section A (Othello)/ Section B (ASND) - 2hr 15  
Component 2: Prose comparative response - 1 hr 15

#### Component 1: Section A

Othello (35 marks)  
(AO1-AO3 + AO5)



#### Component 2: Section B

A Streetcar Named Desire (25 marks)  
(AO1-AO3)

#### Component 2

The Supernatural: The Picture of Dorian Gray and Dracula  
(40 marks)  
(AO1-AO4)

### What revision material should I revise from?



Your own copies  
of the texts

Revision Booklets  
and Checklists

Revision resources  
uploaded to our  
Teams page

#### Component 1 revision

The following materials  
are available via our Share  
Point:

- Knowledge organisers
- Plot Organiser
- Context organisers
- Critical theory PPT
- Essay plans booklets

#### Component 2 Revision

The following materials are  
available via our Microsoft  
Teams channel:

- Context document
- Example Assignments
- Essay planning grids
- Key quote analysis  
grids
- How to Structure a  
Response PPT

### How can I revise?

#### Component 1: Othello and ASND

1. Re-read the plays
2. Review notes/ PPTs made in lessons
3. Create revision cards detailing what occurs in each act/ scene.
4. Memorise critical theories
5. Memorise essay plans

#### Component 2: The Picture of Dorian Gray and Dracula

1. Re-read key 'texts'
2. Review the 'Key Context' documents
3. Write your responses using these planning grids.
4. Create terminology revision cards

# Assessment Booklet A Level English Literature

## Additional Revision Tasks & Resources

Available via email and Share Point



## How to Structure a Response Guidance & Exemplars

### Key Plot Moments - Othello

PLOT	Tragedy / Genre	KEY QUOTES
Act 1	<p><b>Five acts</b> The third is Iago's persuasion of Othello</p> <p><b>Anastasia's parties</b> I must evade joy and fear in the audience</p> <p><b>Wanda's</b> Tragi hero's fate their pain, jealousy, his feeling</p> <p><b>Death</b> Tragi hero's actions ultimately cause their death but that of many other characters</p> <p><b>Catharsis</b> The dismounter evokes a purgatorial sense of emotion for the audience, a sense of justice. This might not be what the case is 'Othello'</p> <p><b>Pathos</b> Extreme pity and sadness</p> <p><b>High status hero</b> Othello is General of the army</p> <p><b>Peripeteia</b> Hero's error leads to their reversal of fortune</p>	<p>Act 3 pg. 3 Iago O beware my lord of jealousy, it is the green-eyed monster which doth mock the meat it feeds on</p> <p>Act 1 Iago I am not what I am</p> <p>Act 1 pg. 3 Desdemona My noble father, I do perceive here a divided duty</p> <p>Act 3 pg. 3 Othello Happily for I am black, And have not those soft parts of conversation That chamberlains have, or for I am declined into the vale of years—yet that's not much—She's gone</p> <p>Act 3 pg. 2 Othello Like the base Indian, threw a pearl away</p> <p>Act 1 pg. 2 Iago How, very nice, an old black ram is tupping your white ewe</p> <p>Act 1 pg. 3 Othello Put out the light, and then put out the light.</p> <p>Act 1 pg. 3 Othello Most potent, grant, and reverse not my soul. That I have slain away this old man's daughter, it is most true, true, I have married her.</p> <p>Act 3 pg. 3 Othello Excellent wretch! Perdition catch my soul, But I will love thee, and when I love thee, thou art mine.</p> <p>Act 5 pg. 2 Iago From this time forth I never will speak word</p> <p>Act 5 pg. 2 Desdemona Nobody, I myself</p> <p>Act 3 pg. 4 Emilia They are all, they are all, they are all.</p>
Act 2	<p>Cypriot a Turkish ship is defeated. They wait for Othello to return. Cassio tells Montano how well he thinks of Desdemona. Iago tells Montano about women and advice. Othello arrives and declares his love for her. Iago tells Montano Desdemona is kind of Othello and wants Cassio. Iago states he wants revenge as he thinks Othello slept with his wife. They celebrate the victory and marriage. Iago persuades Cassio to drink which ends up in Montano attacking Cassio and Cassio attacking Montano. Othello demotes Cassio. Iago advises Cassio to speak to Desdemona to get his job back.</p>	
Act 3	<p>Desdemona speaks to Othello about Cassio and Iago draws Othello's attention to this moment. He uses this scene to successfully plant seeds of doubt and insinuations into Othello's mind about his wife having an affair. Desdemona drops her handkerchief which Emilia finds and gives to Iago, who requested it. Iago demands 'ocular proof' of the affair. Iago tells Cassio that the handkerchief Othello tells Iago to kill Cassio and appoints him as his lieutenant. Othello speaks about the prevention of the handkerchief to Desdemona and asks her where it is. As a distraction she asks him about Cassio which makes him angry. Bianca looks for Cassio to give her the handkerchief, which makes her cross since it isn't hers.</p>	
Act 4	<p>Iago continues to poison Othello's mind—telling him he heard Cassio talking about sleeping with Desdemona. The causes him to have a fit. Iago and Cassio have a conversation about Bianca whilst Othello watches, thinking they are talking about Desdemona. Othello accuses Desdemona of being a whore. He slaps Desdemona in public, which shocks Lodovico. Desdemona confides in Emilia that she cannot understand Othello's behavior and Emilia suggests a villain just thought in his head.</p> <p>The handkerchief—symbolic prop. Symbolises a sign of virginity and their bond. Once it is lost Othello loses that feeling in love. It is his mother's given to her by his father and is said to have prophetic powers.</p> <p>Reveal imagery: Iago often uses animal imagery to describe Othello/Desdemona's relationship as wrong and base. Othello describes Desdemona as 'creature' and a 'fiend'.</p> <p>Imagery of light/dark/heat/cold/heat—evokes the conflict between good and evil.</p>	
Act 5	<p>Iago persuades Montano to kill Cassio but he only wounds him. Othello thinks Cassio is dead and goes to kill Desdemona. After hearing about the handkerchief Emilia works out Iago is the villain and reveals him to the other characters. Othello strangles Desdemona. Iago kills Emilia and runs away. Othello, realising what he has done, kills himself. Iago is arrested and refuses to talk and Cassio is appointed Governor of Cyprus.</p>	

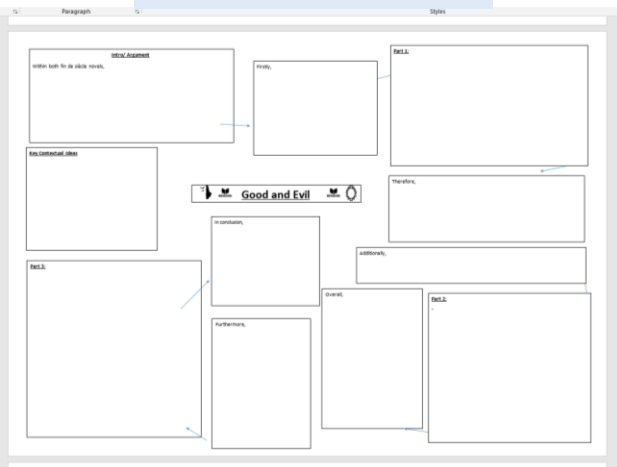
#### Essay Structure

**Introduction: Establish argument and comparative focus**  
Sentence starters/ Writing Frame  
Within both fin de siècle novels, Wilde and Stoker presents (link to a) / as/ to be ... Within his conventional gothic novel, Stoker (how does he show this? Characters / Events / Methods) to highlight/ expose (link to intentions/ contextual factors). Whereas Wilde, (how does he show this? Characters / Events / Methods) to challenge/ show (link to intentions / contextual factors).

**Main Body Paragraphs: Comparative focus maintained throughout**  
**Sentence starters/ Writing Frame**  
Firstly, both Wilde and Stoker portray (link to q) through (comparative link – theme / characters / events / setting...). Within Dracula, this is evident when/ through (character / event / method) "... the use of (word class/ device / gothic convention) emphasises / challenges / highlights, which contextually links to (intentions) Furthermore, the (word class/ device) "...new evidence" also supports the idea that... which would make a reader feel... Similarly / Differently Wilde demonstrates the notion that (link to point) through (character / event / method) "... the use of (word class/ device / gothic convention) emphasises / challenges / highlights... which contextually links to (intentions) Additionally, the (word class/ device) "...new evidence" also supports the idea that... which would make a reader feel... Therefore, whilst Stoker suggests that (link to point),

**Conclusion: reiterate argument and evaluate final intentions/ effect**  
Sentence starters/ Writing Frame  
Overall, Wilde and Stoker portray (link to question) in order to highlight / challenge / question (links to context and intentions). Whilst Stoker's traditional gothic narrative offers moral resolution for his readers, reaffirming British strength and solidarity at the end of the novel, Wilde's ambiguous social commentary offers no discernible philosophy on morality and leaves

### Essay Planning Grids



### Key Terminology

#### Key Vocabulary and Terminology Dramatic Form/ Conventions

Term	Definition
Tragic Genre	A play that typically features a protagonist of high standing who experiences a change in circumstances/ a downfall which evokes pity and catharsis from the audience
Tragic hero	The protagonist of the tragedy who begins the play as a person of high standing (king / nobleman...) and experiences a downfall
Hamartia	The fatal flaw or error within the tragic hero
Anagnorisis	is a moment in a plot or story, specifically a tragedy, wherein the tragic hero either recognizes or identifies his/her true nature, recognizes the other character's true identity, discovers the true nature of his situation, or that of the others – leading to the resolution of the story.
Peripeteia	Peripeteia is a reversal of circumstances, or turning point.
Catharsis	The release of the audience's emotions through empathy with the characters
Pathos	A feeling of pity or sympathy with the characters / tragic events
Machiavellian Villain	Machiavellian is a term used to describe someone whose sole purpose is to manipulate and corrupt others for the individual's personal gain.
Vice Character	<b>Vice</b> is a stock character of the medieval morality plays. While the main character of these plays was representative of every human being the other characters were representatives of (and usually named after) personified virtues or vices who sought to win control of man's soul. While the virtues in a morality play can be seen as messengers of God, the vices were viewed as messengers of the Devil.

COMPONENT 1 OTHELLO



# Assessment Booklet A Level History

## What am I being assessed on?

Your History assessment will assess your skills and knowledge of:  
Component 1: Section A (Extract) exam response 60 mins  
Component 2: Section A (Source) exam response 60 mins  
NEA should be well on its way as your deadline for 2nd Draft is:  
**Monday 5th Oct 2026**


### Component 1:

You will complete an Extract question on either **Henry VII** or **Henry VIII** (30 marks) (60 mins)

### Component 2:


You will complete an Interpretation question on either **Truman** or **JFK** (30 marks) (60 mins)

## What revision material should I revise from?



Complete your Extract booklet for homework in preparation. Find at least 3 arguments per extract and then identify the knowledge you would use to support or challenge it.

## Knowledge organizers



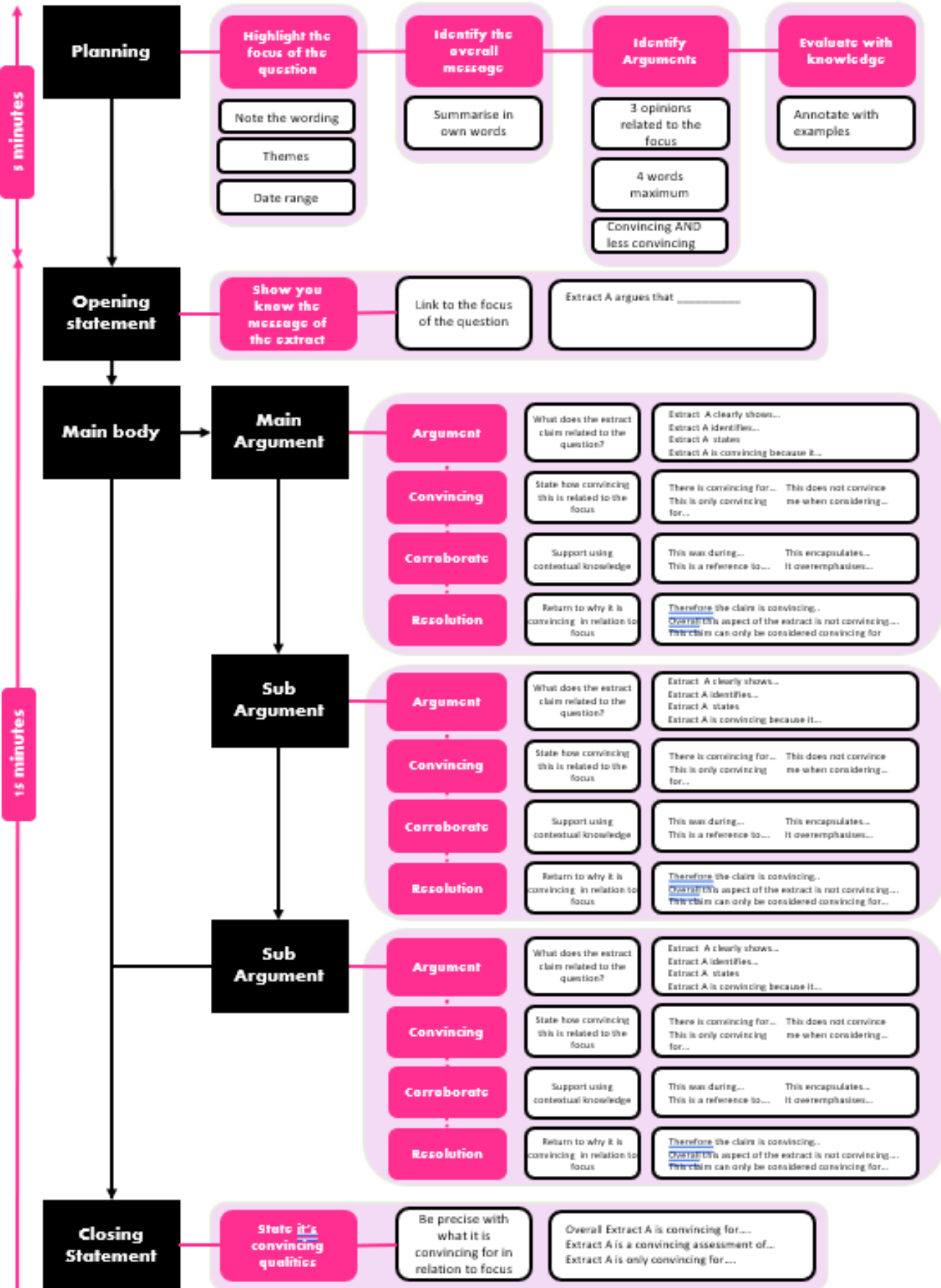
## How can I revise?

### Component 1& 2:

Use the throw the kitchen sink activities and Timeline towers on Class charts to support your revision for knowledge and the booklet to practice looking at what the authors arguments are about topics.

# Assessment Booklet A Level History

## A-level History Extract question planning guide



### What am I being assessed on?

For your Year 13 Baseline Assessment, you will be completing a partial Component 1 assessment (Section B only).

- **Industry** - HYHGP [25 marks]
- **Audiences** - The Times and Assassin's Creed [20 marks]

#### Industry – HYHGP

You should focus on technologies, contexts, production and key theories such as Curran and Seaton and Hesmondhalgh.

#### Audiences – The Times and AC Franchise

You should focus on targeting audiences, audience interpretations and key theorists such as Henry Jenkins' and Stuart Hall.

### What revision material should I revise from / how can I revise effectively?

#### On Google Classroom, you have the following:

1. Component 1 Knowledge Organisers
2. Component 1 Model Answer Booklet
3. Component 1 Structured Revision Tasks



#### Use these resources to help you:

1. Create mindmaps/flash cards etc with key information and examples
2. Practice writing exam style responses
3. Test yourself on key examples, information etc.

**SCAN THE QR CODE TO TAKE YOU TO THE BASELINE RESOURCES!**

# Assessment Booklet

## A Level Religious Studies

### What am I being assessed on?

**Philosophy:** Ancient philosophical influences/Soul, mind and body/Arguments from observation and reason

**Ethics:** Natural Law/Situation Ethics/Euthanasia/Kant/Utilitarianism/Business Ethics

**DCT:** Person of Jesus/Christian Moral Principles & Action

Skills:

#### **AO1 (/16) (40%)**

\_ Demonstrate knowledge and understanding of religion and belief, including:

- Religious, philosophical and/or ethical thought and teaching
- Approaches to the study of religion and belief

#### **AO2 (/24) (60%)**

\_ Analyse and evaluate aspects of, and approaches to, religion and belief, including their significance, influence and study

### What revision material should I revise from?

On our [RS teams page](#) has digital copies of all resources. You have paper copies of this from summer assessment revision


To maximise your revision you need to use the following:

- ✓ Year 1 text book
- ✓ Topic workbooks
- ✓ Seneca
- ✓ PLCs
- ✓ Past Paper Qs
- ✓ Revision mats (A3)

Philosophical Views of Plato and Aristotle & Soul, Mind and Body



Name: \_\_\_\_\_  
Teacher: \_\_\_\_\_



### How can I revise?

- Create a revision timetable to manage time effectively – getting revising is great for this & create revision resources on topics you are struggling with based on your PLCs
- Reread content and check understanding through testing yourself e.g. keyterms and practising exam questions given using PEEEL technique (Point, evidence, explanation, evaluation, link to Q)
- Ensure you are completing timed essays – This is then more realistic of your ability in exam settings
- Create essay plans for all Yr 12 Ethics and Philosophy topics
- Flashcards with key thinkers
- Grids for evaluation – strengths and weaknesses of theories for example
- Learn key scholars and their theories to apply as evidence

# Assessment Booklet

## A Level Religious Studies

### How can I revise? Specific tasks to complete

1. Create essay plans for each issue presented by the exam specification for the topics you will be assessed on.
2. Use the grids in your topic workbooks and the 'Lines of Argument' resource to support you with this.
3. Reduce the essay plans into flashcards.
4. With a study buddy check your recall of sources/ scholars/arguments and conclusion

### Additional Revision Tasks & Resources:

**YouTube: I think therefore I teach**

[I Think Therefore I Teach - YouTube](#)

**Ben Wardle OCR**

**playlist:** [https://www.youtube.com/playlist?list=PLKt35O75wlr1cEddmP\\_OViFwELDXoytdi](https://www.youtube.com/playlist?list=PLKt35O75wlr1cEddmP_OViFwELDXoytdi)

**Revision:** <https://alevelphilosophyandreligion.com/ocr-religious-studies/>

**Teams:** [https://hccmac.sharepoint.com/:f:/s/CN-StudentShared/IgDQ\\_M1aqMt2Qp1aPWgYn34bAQgUn4AfjUi4FbSTpVqVI8o?email=Rachel.Clancy%40hccmac.co.uk&e=3jLmuW](https://hccmac.sharepoint.com/:f:/s/CN-StudentShared/IgDQ_M1aqMt2Qp1aPWgYn34bAQgUn4AfjUi4FbSTpVqVI8o?email=Rachel.Clancy%40hccmac.co.uk&e=3jLmuW)

**Challenge tasks:**

**Complete timed essays and submit to your teacher for feedback**

# Assessment Booklet

## A Level Psychology

### What am I being assessed on? Biopsychology

For your September baseline assessment, you need to revise the Year 1 Biopsychology content. This includes the structure and function of the nervous system (the central nervous system, peripheral nervous system, and the sympathetic and parasympathetic branches of the autonomic nervous system), neurons and synaptic transmission, the endocrine system and the role of hormones, and the fight-or-flight response.

### Research Methods

For your September baseline assessment, you need to revise **ALL** Research Methods content. This includes experimental methods (laboratory, field and natural experiments), experimental designs, sampling techniques, types of data, self-report methods, observations, correlations, reliability, validity and ethical issue content analysis, graphical presentation of data, measures of central tendency and dispersion, and the inferential statistical tests

### What revision material should I revise from?

- Class PowerPoints and accompanying workbooks on Teams
- Online textbook - [AQA | Psychology | A-Level | A-level Psychology](#)
- Tutor2U - [Psychology | tutor2u](#)

### How can I revise?

- **Use Past Papers** – Practice with AQA past papers to get familiar with question styles and mark schemes.
- **Apply AO1, AO2, AO3** – Plan 16 mark essays for each topic - Structure answers clearly with knowledge (AO1), application (AO2), and evaluation (AO3).
- **Mind Maps & Flashcards** – Summarize each topic visually with mind maps and test yourself with flashcards regularly

# Assessment Booklet

## A Level Psychology

### Additional Revision Tasks & Resources

#### Biopsychology Revision Tasks

- **Create a Brain Map**  
Draw a labelled diagram of the brain (e.g. cortex, lobes, Broca's/Wernicke's areas) and annotate with functions.
- **Compare the Nervous & Endocrine Systems**  
Make a comparison table of features like speed, transmission method, and duration.
- **Practice Exam Qs**  
Use AQA past paper questions on topics like:
  - Neurons and neurotransmitters
  - Nervous system
  - Endocrine system
  - Fight or flight



#### Research Methods Revision Tasks

- **Command Word Practice**  
Collect common question stems ("explain," "calculate," "evaluate") and practise writing full answers using proper terminology.
- **Design an Experiment**  
Write a brief proposal with: aim, hypothesis, IV/DV, sampling, ethics, and method. Then critique it (e.g. internal validity).
- **Statistical Test Flowchart**  
Memorise which test to use (e.g. Mann-Whitney, Chi-Square) with a flowchart showing: type of data, design, and correlation vs experiment.
- **Quiz Yourself**  
Use flashcards for definitions (e.g. reliability, standard deviation, type I/II errors, etc.).

### Recommended Resources

#### Websites

- Simply Psychology** – Easy-to-digest explanations for Biopsychology & RM  
[www.simplypsychology.org](http://www.simplypsychology.org)
- Tutor2U** – AQA-specific notes, diagrams, and mini quizzes  
[www.tutor2u.net](http://www.tutor2u.net)
- Psychology Wizard** – Especially good for AO3 (evaluation) writing  
[www.psychologywizard.net](http://www.psychologywizard.net)



#### YouTube Channels

- PsychBoost** – Clear, AQA-focused videos
- Cognito** – Short, to-the-point videos with great examples



#### Apps

- Quizlet** – Flashcard decks on Biopsychology and Research Methods

# Assessment Booklet

## A Level Sociology

### What am I being assessed on? Families and Households

For your September baseline assessment, you need to revise all Families and Households content. This includes theories of the family (Functionalism, Marxism, Feminism, Personal Life and Postmodernism), changing patterns of marriage, cohabitation, divorce and family diversity, gender roles and domestic labour, childhood, demographic changes, and social policy relating to families. You should be able to explain key concepts, use relevant sociological evidence and evaluate different theoretical perspectives

### Theory and Methods

You need to revise all Theory and Methods content. This includes research methods such as questionnaires, interviews, observations, experiments, official statistics and secondary data, along with issues of reliability, validity, representativeness and ethics. You should also revise the major theoretical perspectives: **Functionalism, Marxism, Feminism, Social Action Theories, Postmodernism and Modernity Theory**, as well as debates about **positivism and interpretivism, objectivity and value freedom, sociology and science** (including Popper, Kuhn and Realism), and the view of **sociology as an ideology**

### What revision material should I revise from?

- Class PowerPoints and accompanying workbooks on Teams
- Course Textbook -
- Tutor2U - [Sociology | tutor2u](#)

### How can I revise?

- **Use Past Papers** – Practice with AQA past papers to get familiar with question styles and mark schemes.
- **Apply AO1, AO2, AO3** – Plan 20 mark essays for each topic - Structure answers clearly with knowledge (AO1), application (AO2), and evaluation (AO3).

# Assessment Booklet

## A Level Sociology

### Additional Revision Tasks & Resources;

#### Theory & Methods – Revision Tasks

- **Sociological Perspectives Grid**  
Create a comparison table summarising Functionalism, Marxism, Feminism, Social Action Theories, and Postmodernism across:
  - View of society
  - Methods preferred
  - View on structure vs action
- **Match Theorist to Method**  
Make flashcards with sociologists on one side (e.g. Weber, Durkheim, Popper, Kuhn) and their methodological views on the other.
- **Strengths & Weaknesses Revision Race**  
Pick a research method (e.g. interviews, questionnaires) and race to write 3 strengths and 3 weaknesses in under 5 minutes – great for timed AO3 practice.
- **Debate Practice: Is Sociology a Science?**  
Write a mini-essay plan with arguments for and against this classic question. Include key terms: falsifiability, paradigm, value freedom.

#### Families & Households – Revision Tasks

- **Timeline Creation**  
Make a visual timeline showing changes in family structure (e.g. pre-industrial to postmodern), including theorists like Parsons, Engels, and Stacey.
- **Key Studies Summary Cards**  
Summarise key studies and evidence (e.g. Young & Willmott, Oakley, Dunne, Rapoport) using AO1 (knowledge) and AO3 (evaluation).
- **Essay Plan Practice**  
Write outlines for typical 10- or 20-mark questions like:
  - "Evaluate the view that the family is becoming more equal"
  - "Examine the reasons for changes in marriage and cohabitation"
- **Concept Bingo**  
Create a bingo card with key terms (e.g. domestic division of labour, family diversity, childhood, demography) and test yourself with definitions and examples.

#### Websites

- ReviseSociology.com** – Tailored for AQA; brilliant notes, essays, and concept breakdowns  
[www.revisesociology.com](http://www.revisesociology.com)
- Tutor2U Sociology** – Quick reads, diagrams, quizzes and exam support  
[www.tutor2u.net/sociology](http://www.tutor2u.net/sociology)
- Sociology Revision with Miss W** – Great for simplified overviews and revision sheets  
[misswsociology.com](http://misswsociology.com)

#### YouTube Channels

- Revise Sociology** – Clear, topic-by-topic AQA walkthroughs
- Tutor2U Sociology** – High-quality videos with clear exam structure
- Esher Sociology** – Detailed AQA topic explanations

# Assessment Booklet

## A Level Geography

**A Level Geography – Baseline Assessment Details**  
 Will be assessed on **all four** Y12 topics: **T1**: Tectonics; **T2B**: Coasts, **T3**: Globalisation & **4A**: Regeneration.

You will also be assessed on key revision themes sent via email on the **remaining four** Y13 topics: **T5**: Water Cycle & Water Insecurity, **T6**: Carbon Cycle & Energy Security, **T7**: Superpowers, **T8A**: Health, Human Rights & Intervention.

### Revision Material & Focus (LMR Will Be Setting Targeted Revision)

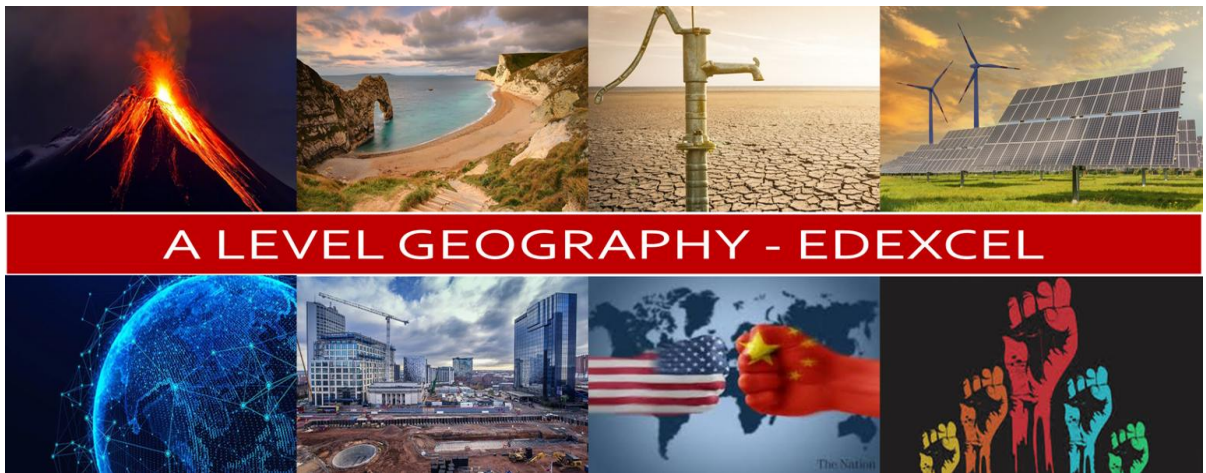


**A Level: Geography Overview**  
 2 Year A Level Course  
 Exam Board: Edexcel (Pearson) Edexcel

<p><b>Base One:</b> Dynamic Landscapes, Physical Systems &amp; Sustainability (9060/01)</p> <p>30% Of A Level</p> <p><b>Examinations:</b> 2 hours 15 minutes</p> <p><b>Marks:</b> 90</p> <p><b>2024 Grade Boundaries:</b> A*: 73/105 (70%), A: 65/105 (62%), B: 55/105 (52%), C: 47/105 (45%)</p> <p><b>Modules/Topics:</b></p> <ul style="list-style-type: none"> <li>• <b>Topic One:</b> Tectonic Processes &amp; Hazards (15)</li> <li>• <b>Topic Two:</b> Coastal Landscapes &amp; Change (40)</li> <li>• <b>Topic Five:</b> The Water Cycle &amp; Water Insecurity &amp; <b>Topic Six:</b> The Carbon Cycle &amp; Energy Security (40)</li> </ul>	<p><b>Base Two:</b> Dynamic Places, Human Systems &amp; Geopolitics (9060/02)</p> <p>30% Of A Level</p> <p><b>Examinations:</b> 2 hours 15 minutes</p> <p><b>Marks:</b> 90</p> <p><b>2024 Grade Boundaries:</b> A*: 77/105 (73%), A: 69/105 (66%), B: 59/105 (56%), C: 49/105 (47%)</p> <p><b>Modules/Topics:</b></p> <ul style="list-style-type: none"> <li>• <b>Topic Three:</b> Globalisation &amp; <b>Topic Seven:</b> Superpowers (32)</li> <li>• <b>Topic Four:</b> Regenerating Places (32)</li> <li>• <b>Topic Eight:</b> Health, Human Rights &amp; Intervention (26)</li> </ul>
<p><b>Base Three:</b> Synoptic Investigation Of A Geographical Issue (9060/03)</p> <p>20% Of A Level</p> <p><b>Examinations:</b> 2 hours 15 minutes</p> <p><b>Marks:</b> 70</p> <p><b>2024 Grade Boundaries:</b> A*: 53/70 (81%), A: 51/70 (79%), B: 45/70 (64%), C: 39/70 (56%)</p> <p><b>Content Overview (Revised Across Papers 1/2)</b></p> <ul style="list-style-type: none"> <li>• <b>Plagues</b></li> <li>• <b>Attitudes &amp; Actions</b></li> <li>• <b>Futures &amp; Uncertainties</b></li> </ul>	<p><b>Non-Examined Assessment:</b> Independent Investigation (9060/04)</p> <p>20% Of A Level</p> <p><b>Examinations:</b> N/A</p> <p><b>Marks:</b> 70</p> <p><b>2024 Grade Boundaries:</b> A*: 65/70 (93%), A: 55/70 (79%), B: 45/70 (64%), C: 41/70 (59%)</p> <p><b>Content Overview</b></p> <ul style="list-style-type: none"> <li>• <b>Internally Assessed &amp; Externally Moderated</b></li> <li>• <b>3000-4000 Word Written Report</b></li> <li>• <b>Individual Investigation</b></li> </ul>

Grade boundaries subject to change post-administration. Dependent On National Performance.

- LMR will be sending an email with the following support:
- Course Booklet (**Links**).
  - Practice Exam Questions.
  - Case Study Preparation Guidelines.
  - Additional Case Study Reading Around Topics 1-8.
  - Past Papers – Edexcel Pearson A Level (Paper 1/2 Focus).
  - Details of baseline assessment structure.



## A LEVEL GEOGRAPHY - EDEXCEL

# Assessment Booklet

## A Level Computer Science

### What am I being assessed on?

The baseline assessment will consist of questions covering all content taught in year 12.

This will include questions from both component 1 and 2 therefore you should spend adequate time revising both components to ensure a good overall grade is achievable.

Topics;

- Characteristics of contemporary processors, input, output and storage devices.
- Software and software development.
- Exchanging data.
- Data types, data structures and algorithms.
- Legal, moral, cultural and ethical issues.
- Elements of computational thinking.
- Problem solving and programming.
- Algorithms to solve problems and standard algorithms.

### What revision material should I revise from?

Take your folders home for the summer. Resources are detailed on the next page, use the course textbook and other resources we have used throughout the year to test your knowledge using recall techniques.

# Assessment Booklet

## A Level Computer Science

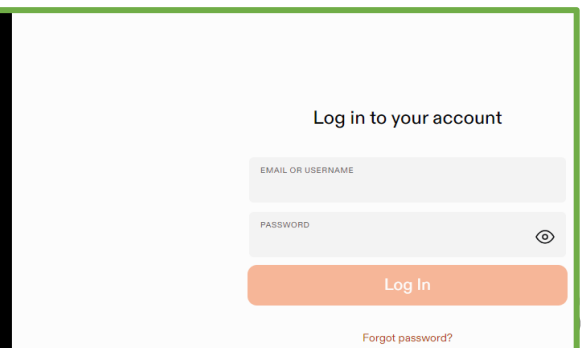
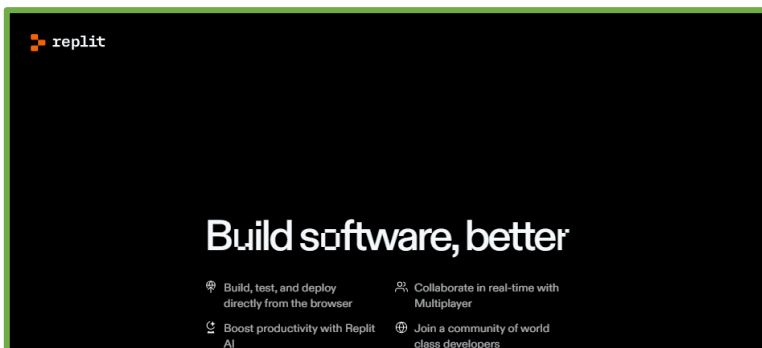
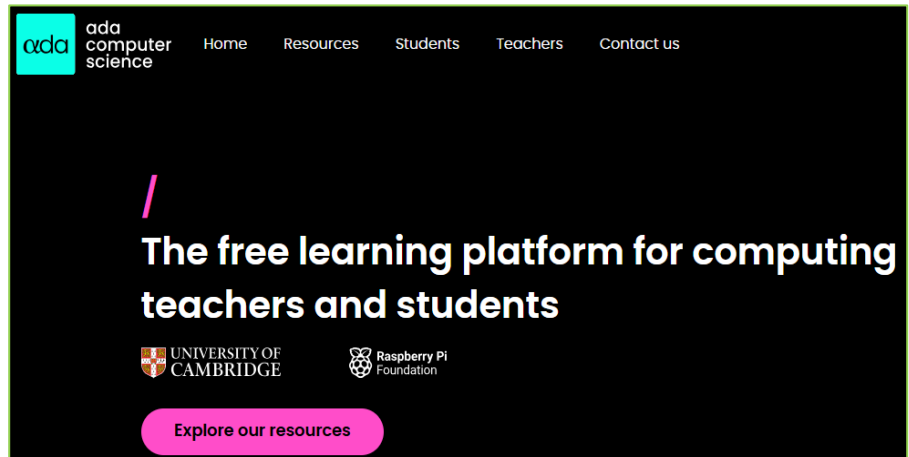
### Additional Homework Guidance & Revision Resources

The Isaac computer science website has all content mapped to the course for you to read and make notes.

You also have your course text book.

The YouTube channel has all content in video lesson format.

Use an online IDE such as Replit account to practice your programming techniques!



# Assessment Booklet

## BTEC AAQ Level 3 Health and Social Care

### What am I being assessed on? Unit 2: Human Biology and Health

#### Unit 2 Human Biology and Health

#### **A. Organisation of the human body**



You will examine the biological organisation of the human body into cells and tissues. You will develop an understanding of energy in the body and homeostatic mechanisms.

#### **Topics to revise :**

**A:** Organisation of the human body Students will know and understand the organisation of the human body

. **A1 Cells** A1.1 The structure of animal cells and the function of the organelles to include:

A1.1.1 membrane A1.1.2 nucleus A1.1.3 ribosomes A1.1.4 mitochondria.

**A2 Tissues** A2.1 The structure, location in organs and organ systems, and function of the main tissue types: A2.1.1 epithelial (simple and compound) A2.1.2 connective (blood, cartilage, bone, areolar and adipose) A2.1.3 muscle (striated, non-striated, cardiac) A2.1.4 nervous (sensory and motor neurones, neuroglia).

#### **What revision material should I revise from?**

Class notes and variety of revision resources/presentations from the theory lessons, revision guide, Unit 2 student booklets, knowledge checks, PLCS, practice assessment papers and practice exam papers. Tutor2u resources and videos

#### **How can I revise?**

- Use PLC's from each topic area
- Use model exam questions / Knowledge checks and practice exam questions in revision booklet
- Revision tasks/knowledge organisers/booklets provided by your teacher
- Course guides to support your understanding of key terminology/key term glossary / command words
- Ask your class teachers to mark any past questions you complete
- Revision cards/answers linking to all 3 topics covered in Unit 2
- Tutor2 U videos and resources / revision cards
- Structured exam techniques linked to command words


# Assessment Booklet

## BTEC Health and Social Care

### Additional Revision Tasks & Resources

- Complete PLC's before your revision and at the end to see how far you have progressed
- Practice exam questions and refer to mark scheme to check your answers
- Create mind maps /flash cards seeing how each topic links
- Create revision cards for each topic area for each paper
- Use a revision clock to help organise your ideas – remember write down as much detail as possible

**REVISION IS THE KEY OF SUCCESS**



#### Useful Websites

<https://www.bhf.org.uk> - British Heart Foundation

YouTube – Levels of organisation in the human body GCSE Biology - Levels of Organisation - Cells, Tissues, Organs and Organ Systems


<https://www.cancerresearchuk.org/> - Cancer Research UK - UK-based cancer charity.

Biology simple – Information about nervous tissue Nervous Tissue - Biology Simple

<https://www.nice.org.uk/> - NICE - Helps practitioners and commissioners provide the best care to patients while ensuring value for the taxpayer.

<https://patient.info/> - Patient Info - Website providing health information and advice to help UK people get a better understanding of their health.

<https://practicalbiology.org/> - Practical Biology

Geeky medics – Information about how COPD affects patients  1 - Chronic Obstructive Pulmonary Disease (COPD) | Geeky Medics

Cancer research UK – Information about breast cancer Breast cancer | Cancer Research UK

NHS – Alzheimer's disease Alzheimer's disease – NHS

ABPI – Information about diabetes What is diabetes?

AAQ BTEC NATIONAL  
HEALTH & SOCIAL CARE



UNIT 2 HUMAN BIOLOGY & HEALTH  
Exam Paper Walkthrough

