

Cardinal Newman Catholic School

Holy Cross Catholic Multi Academy Company

Year 11 Christmas HOMEWORK



Name:



CARDINAL
NEWMAN
CATHOLIC SCHOOL

“Knowledge through the light of faith”

Homework Booklet Introduction

Dear Parents/Carers and students

Since starting back to school in September, Year 11 have completed a mock examination and will continue to prepare for the summer examinations which are approximately 20 weeks away when we return to school in January 2023 for the Spring Term.

We want all Year 11 students and parents to feel that the support provided for them in preparing for their GCSE and BTEC examinations and controlled assessments throughout KS4 is well structured and effective.

As usual, teachers have prepared structured homework for over the Christmas holidays which will support students with their forthcoming studies – BTEC examinations, as well as assessments and mock examinations. This homework will enable staff to identify strengths, gaps in knowledge and what support each individual student will need in their subjects and well as support the students in embedding and reviewing the learning that they have had during this first term of Year 11.

This booklet will support students in completing their Christmas homework:

- Reviewing topics covered in their most recent assessments
- Practising key skills
- Providing instructions on how to submit work according to deadlines
- Extension and challenges activities for those who wish to push themselves

Please use this booklet as an overview, to complete the Christmas homework. Keep it safe as it will be a useful tool to review at the start of the new Term in 2023.

Deadlines for tasks will be set as usual via Class charts and into your student planners. Please do check student and parent accounts to keep on top of the homework set. If you need any support in accessing Class charts, please do contact your head of Year or Mr. Williams on Adam.Williams@cncs.school. We can reissue log in details at any time for students via school email accounts.

If you need any further support, guidance or information please do not hesitate in contacting us. We would also like to take this opportunity to thank you for your continued support and we wish you a very happy Christmas and a peaceful New Year.

Yours faithfully



Mr R. Poole
Head of Year 11
Email: Robert.Poole@cncs.school

Ms E O'Connor
Headteacher




Homework Booklet Contents

English	4-5
Maths	6
Science	7-8
Religious Education	9-10
Geography	11
History (set on Class Charts)	N/A 12
French	13
Spanish	14-15
Music	N/A
Drama (separate booklet give for coursework)	16-17
Computer Science	18-19
BTEC Creative iMedia	21-21
BTEC Health & Social Care	22-23
Business	24
Art	25
Photography	26
D&T: Food & Nutrition	27-28
D&T: Paper & Boards	29-30
GCSE PE	31
Media Studies	

Tasks to complete

A Christmas Carol Christmas Homework Booklet

1. ACC Key Terms
2. ACC Plot
3. ACC Context
4. ACC Key Quotations and Analysis
5. ACC Character Revision
6. ACC Theme Revision
7. ACC Essay Response
8. ACC Essay Review



What revision material should I use?

You should use the following to revise:

1. A Christmas Carol Novel
2. A Christmas Carol Revision Guides
3. A Christmas Carol Quotation Grids
4. ACC Extract Booklets/Essay Planning Grids
5. Revision Websites e.g. Shmoop, SparkNotes
6. Seneca & Educake Quizzes



Deadline for completion and how to submit

Deadline – Friday 6th January

You can submit your work on paper to your teacher or via classcharts as a photo/ word document.

Instructions



A Christmas Carol Christmas Homework Booklet

1. Complete the key terms definitions grid
2. Complete the stave-by-stave plot summaries
3. Complete the context grid using the internet, revision guides and the text
4. Analyse 7 or more quotations from the text using terminology.
5. Complete the character revision grid using adjectives, quotations and context to describe them.
6. Complete the theme revision grid using adjectives, quotations and context to describe them.
7. Analyse the extract in detail and plan the other aspects of your response focusing on the essay question.

Supporting resources/revision:



You should use the following to revise:

1. Revision Websites e.g. Shmoop, SparkNotes
2. Seneca & Educake Quizzes



Challenge/Extension task:

Complete essay plans for the theme/ character of:

- Fred
- The Cratchits
- Regret
- Religion



Maths

Task/s to complete

Maths – Christmas homework

For your Christmas homework you have been given 3 papers. The best thing to do is firstly have a go at the paper. Then look at the solutions your class teacher has given you and mark your work. If there are any solutions you don't understand then use the QR code below to watch a video which contains an explanation to each question. If you really want to stretch yourself then practise your weaker topics on this website: www.mathsgenie.co.uk/gcse

Paper 1 – Higher. Video Solutions



Paper 2 – Higher. Video Solutions



Paper 3 – Higher. Video Solutions



Paper 1 – Foundation. Video solutions



Paper 2 – Foundation. Video solutions



Paper 3 – Foundation. Video solutions



Deadline for completion and how to submit

***Deadline – Friday 6th January
Bring your completed papers in to school, your teachers will
talk through common mistakes.***

Science

Task/s to complete

Revision Guide

AQA GCSE Triple
Physics Paper 1
Foundation

Revision Guide

AQA GCSE Triple
Physics Paper 1
Higher

Revision Sheets

AQA GCSE Triple
Chemistry Paper 1
Foundation

Revision Sheets

AQA GCSE Triple
Chemistry Paper 1
Higher

10 Minutes on revision tasks

You have a 10 minutes on booklet for Chemistry paper 1 and Physics paper 1.

For the Christmas homework you need to

- finish the Chemistry paper 1 booklet (you have been doing some of the tasks for homework this half term)
- Start and complete the Physics paper 1 booklet

What revision material should I use?

1. 10 minutes on booklet, Chemistry paper 1 and Physics paper 1 (handed out and on Class Charts)
2. Purple revision guides (purchased from school)
3. 10 minutes on revision guide (on Class Charts)

Deadline for completion and how to submit

The completed booklets should be brought to the lesson on
Thursday 5th January 2023

Your teacher will check they have been completed and will issue your next piece of homework as usual

Science

Instructions



1. Complete a page using your knowledge, do this in blue / black pen
2. Use your purple revision guide or the revision guide (on Class Charts) to check the work you have done
3. Use green pen to make corrections or to fill in the gaps

All resources will be shared on Class Charts


Supporting resources/revision:



- You can use the following to help
1. Revision guides
 2. Revision sheets (on Class Charts)
 3. You tube videos (free science lessons and Cognito are both great)
 4. Educake
 5. Seneca

[Freesciencelessons](#)

Challenge/Extension task:



Complete practice questions in your revision guides
Your next round of mocks will be full Chemistry and Physics paper 1's

Task/s to complete

Your Christmas homework is to revise key knowledge for Component 2 on the topics of Life & Death and Sin & Forgiveness In preparation for your next mock exam

What revision material should I use?

You will be given a revision homework booklet to support your revision homework which contains task mats, space to complete tasks and guidance for practicing exam questions

Year 11
GCSE Religious Studies
Christmas Revision Homework Booklet 2022

Cardinal Newman Catholic School

eduqas Part of WJEC

Name: _____
Class: _____
Teacher: _____

Instructions:
You should use the information on the task mats to:

1. Complete **all** knowledge check questions
2. Complete **one** task from the 'Choose a task' section
3. Complete **one** exam question from the 'exam question' section (you can find writing frames to support you on the back page)

★ **Challenge:**
If you want to challenge yourself, you should complete the second exam question on: Crime & Punishment, Salvation and Paschal Mystery.

CRIME AND PUNISHMENT

Why do we punish?

RETRIBUTION - 'an eye for an eye'

REHABILITATION - 'help them start again'

What is 'salvation'?

SALVATION

MEMORISE - ENGLISH

Deadline for completion and how to submit

Please submit your workbooklet to your RE teacher or via classcharts as a photo/ word document by **Friday 6th January 2023**

Instructions

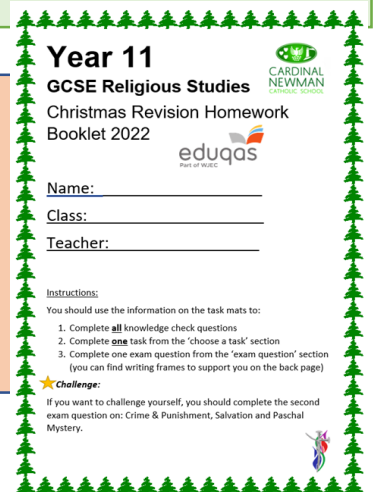
Using the booklet issued to you in lesson you should use the task mats to:

1. Complete **all** knowledge check questions
2. Complete **one** task from the 'choose a task' section
3. Complete one exam question from the 'exam question' section (you can find writing frames to support you on the back page)

Supporting resources/revision:

You should use the following to revise:

1. Revision booklet
2. Task Mats
3. Exam question guidance
4. Seneca



Challenge/Extension task:

If you want to challenge yourself, you should complete the second exam question on:

Crime & Punishment, Salvation and Paschal Mystery.

Geography

Assigned Tasks – Geography:

Key Revision Themes

Task One – Consuming Energy Resources Booklet:

- Complete all assigned tasks in your booklet distributed by your classroom teacher (or use copy online).
- Complete to full expectations by using the GCSE Geography Edexcel B Revision Guide to support.

Task Two – Educake Quizzes:

- Complete all assigned quizzes by classroom teacher covering key themes in Papers 1, 2 and 3.

GCSE Geography – Edexcel B: Exam Structure & Topics

Paper One - Global Geography Issues (94 marks – 1hr 30mins exam)

- Topic One: Hazardous Earth.
- Topic Two: Development Dynamics.
- Topic Three: Challenges Of An Urbanising World.

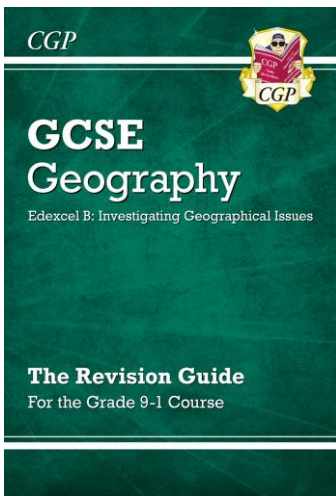
Paper Two – UK Geographical Issues (94 Marks – 1hr 30mins exam).

- Topic Four: UK's Evolving Physical Landscape (Coasts/Rivers).
- Topic Five: UK's Evolving Human Landscape (UK Dynamic Cities).
- Topic Six: Geographical Investigations – Fieldwork.

Paper Two – People & Environmental Issues (Making Geographical Decisions) (64 Marks – 1hr 30mins exam).

- Topic Seven: People & The Biosphere.
- Topic Eight: Forests Under Threat.
- Topic Nine: Consuming Energy Resources.

Revision Material & Resources



Task One – Key Terms: Define the following key terms. **Independent Research**

Food Crisis:	
Non-Renewable:	
Renewable:	
Sustainable:	
Democracy:	
Global:	
Local:	
Business:	
East Siberia:	
Pacific Ocean Oil:	
Shanghai:	
OilRigLife:	
Geographical:	
Geographical context & Physical context:	
Urbanisation:	
Conurbation:	
Urban Energy:	
Efficiency:	
Ecological Footprint:	
Renewable Resources:	
Oil Reserves:	
The Arctic:	
Geothermal:	
Carbon Footprint:	
Deep Seafloor:	
Geographical Data:	


Task Two – Renewable vs Non-Renewable Resources: identify each energy source and state whether this is renewable or non-renewable. **Independent Research**

Supporting Resources

- GCSE Revision Guide.
- Educake.
- BBC Bitesize.
- Youtube.

Name:	Name:	Name:
Energy Type:	Energy Type:	Energy Type:

Geography Deadline



Deadline: A & B
Band – Friday 6th
January 2023.

Christmas Homework Booklet

French

Your Christmas homework is to **revise and memorise questions and answers for the different topics of the speaking.**

You need to learn the model answers you were given by your teacher and that you have been practising:

- Make flash cards with your answers and key words.
- Write down the answers from memory and then check against your model answer.
- Pay particular attention to tenses and complex phrases.
- Ask somebody at home to test you on your answers for the speaking, that you will re-use in writing.

You can use these resources to support:

- The photocopies with the model answers.
- Seneca
- The vocabulary of the topics above that you have in your book and in Class Charts.

Other IMPORTANT resources you can use to do extra revision

- Use the Exam board- AQA website to download past papers to help you practise. <http://www.aqa.org.uk/subjects/languages/gcse/french-8658>
- BBC Bitesize MFL
- Memrise: to practise vocabulary, expressions and grammar. Choose the AQA spec section. www.memrise.com/courses/english/french/

This homework is due Wednesday 4th January 2023.

Your teacher will test you during the lesson. You will have to write/ say the answers from memory.

Spanish

Tasks to complete

Your Christmas homework is to **complete the listening, reading and translations** tasks from the homework booklet that is in Class Chart and you were also given a copy in lesson.

Instructions

Answer all the questions, do not leave blanks. If you are not sure, have a smart guess and write an answer.

- **Listening**: Take 3 minutes reading time to read questions, and annotate vocabulary. Then, start the listening tasks.

Please remember:

To access the listening tracks: Press CTRL + click on the headphones icon to play the audio so you can answer the listening questions.

- **Reading**: annotate words, read the questions carefully, pay attention to words that change meaning: e.g. but, however, although, positive/ negative words/ opinions, and tenses
- **Writing**: complete the translations. First do as much as you can from memory, then use a different colour pen to complete the rest of the work with the help of your book, vocabulary or a dictionary. Avoid using google for full sentences, remember this is to help you prepare for your exam where you are not allowed any help and we have to train ourselves.

Complete the questions by typing in the answer boxes, which will expand as necessary or write the answers in the booklet.

Deadline for completion and how to submit

This homework is due: 11A- Wednesday 4th January 2023 and 11 B Thursday 5th January .

We will mark the homework during the lesson, so make sure you bring a copy of your answers to class. To get feedback and annotate answers.

Music

Task/s to complete

- ♪ **Wider listening activities for each Area of Study**
- ♪ **Badinerie Knowledge organiser**
- ♪ **Toto Knowledge organiser**
- ♪ **Interactive listening activities**

What revision material should I use?

- ♪ **Your AOS booklets**
- ♪ **Teachinggadget.com**
- ♪ **Youtube analysis videos for set works**
- ♪ **Annotated score**

All resources are in your pack and uploaded onto Classcharts

Deadline for completion and how to submit


- ♪ **Deadline for all work THURSDAY 5th January**
- ♪ **All teaching gadget activities are logged automatically online for me to track**
- ♪ **All written work, bring to the lesson**

Music


Instructions

Teachinggadget.com Username: cncs Password: music


Cadences



Key signatures



Modulations



In your pack complete the knowledge organisers for Badinerie and Africa and the FOUR wider listening activities

Supporting resources/revision:

Youtube analysis videos:

Badinerie: <https://www.youtube.com/watch?v=PkpxRFBpH2c>

Key signature song:

<https://www.youtube.com/watch?v=eEUhsoGgRNq>

Official website revision resources:

<https://resources.eduqas.co.uk/Pages/ResourceSingle.aspx?rlid=1508>

Challenge/Extension task:

Continue to practice performances

If possible continue to work on composition

Use the 100s of activities on Teachinggadget to target your weakest areas

Use the wider listening templates for extra pieces of music


Computer Science

Task/s to complete

- You have been given a Christmas homework booklet.
- Read through the book and complete all question.
- Complete the look cover check.
- Complete any revision aids.
- Create the flash card for the terminology and questions you cannot recall from memory.

What revision material should I use?

- <https://www.youtube.com/watch?v=tplctyqH29Q&list=PLH2I6uzC4UEW0s7-KewFLBC1D0I6XRfye>
- Your revision guide
- Course notes
- Internet



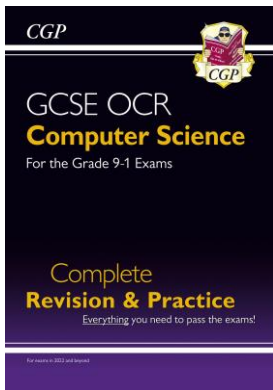
Deadline for completion and how to submit

As always, you must complete all questions for the lesson back on 5th January.

NO QUESTION IS TO BE LEFT BLANK!

Computer Science

Instructions



GCSE Computer Science Homework
Christmas Revision book

Name: _____

- Reminders:**
- You have 3 tasks to complete throughout the week. Each task should take 30 minutes.
 - Quizzing tasks must be marked and corrected in a different colour.

Task 1 – Networking protocols
Create flashcards for the following networking protocols. Remember that a protocol is a set of rules which are followed to exchange data.

- HTTP
 - HTTPS
 - FTP
 - TCP
 - IP
 - DNS
 - DHCP
 - POP
 - IMAP
 - SMTP
- You can use the following to support:
- <https://www.bbc.co.uk/bitesize/guides/zp1p94/revision/5>
 - Pages 26/27 in the pocket posters revision guide

Task 2 – Logic Diagrams practice questions (30 marks)

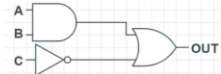
1. Draw the symbols for the following logic gates and their corresponding truth table.

a. AND [2 marks]

b. XOR [2 marks]

2. For the following logic diagrams, produce the truth table.

a. [4 marks]




A	B	C	OUT

- You have 3 tasks to complete throughout the week. Each task should take 30 minutes.
- Quizzing tasks must be marked and corrected in a different colour.

Supporting resources/revision:

- <https://www.youtube.com/watch?v=tplctyqH29Q&list=PLH2I6uzC4UEW0s7-KewFLBC1D0I6XRfye>
- Your revision guide



Challenge/Extension task:

Using the revision guide an email me a list of the all the weak areas you have in the course. Make sure you read the page first to make sure you require extra support for that subject area.

Creative iMedia

Task/s to complete

Exam Question Practice

- Those re-taking the exam have a question paper.
- Read through the book and complete all question.
- Use the mark scheme to mark your work.
- Use the open **eRevision** to focus on areas you are weakest.
- Create the flash card for the terminology and questions you cannot recall from memory.

What revision material should I use?

You should use the following to revise:

1. Classnotes

2. eRevision

3.

<https://quizizz.com/admin/quiz/5b4f2a6e178dd700197df24d/r081-questions>

4. Google with RO81 Creative iMedia

5. Supporting material and topic areas is on ClassCharts

Deadline for completion and how to submit

Deadline – Friday 6th January

You can submit your work on paper to your teacher or via classcharts as a photo/ word document.

Instructions

Exam booklet

1. Attempt each question first.
2. Self mark the question using the mark scheme
3. Identify the area of RO81 that is wrong
4. Focus on weakest areas to create addition revision resources.
5. Complete tasks on eRevision by choosing the areas that you are least confident with.

Supporting resources/revision:

You should use the following to revise:

1. eRevision
2. Quizzizz
3. Independent revision for RO81

The logo for eRevision.uk, featuring the text "eRevision.uk" in white on a blue rectangular background.The logo for Quizizz, featuring the word "QUIZZ" in a stylized purple font.

Challenge/Extension task:

Those not re-taking the exam are researching RO87 Creating interactive multimedia products. See class charts for resources.

Learn keywords associated with the module and bring to the first lesson after Christmas.

Task/s to complete

Exam Question Practice

Using the revision mat booklet issued to you in lesson you should complete the revision mat 3 in the pack

Try and answer all questions in full sentences and only use your revision guide if you are stuck (use a different colour pen so this is clearly identified)

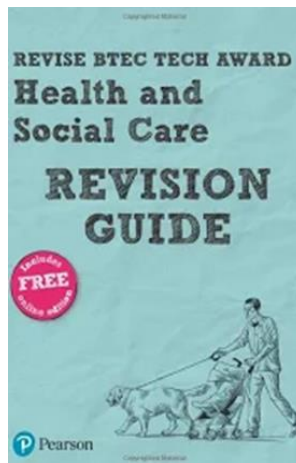
You can also refer your knowledge organiser , revision cards and revision guide to further support you

Play the snakes and ladders game to check your knowledge of Health and well-being

Revisit questions that you were stuck on and revise these

What revision material should I use?

- Revision mats
- Knowledge organiser
- Revision guide
- Revision cards
- Snakes and ladders game



Snakes and ladders



Deadline for completion and how to submit

Please remember , you must complete all questions for the lesson back on 3rd /4th January.

Attempt all 6 questions to the best of your ability

NO QUESTION IS TO BE LEFT BLANK!

Instructions

Revision mat

Read each question carefully

Think about what each question is asking you ?

Start answering the questions you are confident with first and do not use the revision guide

Answer in detail and provide more than one example if required

Refer to your revision materials and guide if you need further support (write in a different colour)

Focus on weakest questions to create addition revision resources

Supporting resources/revision:

Revision guide/ PLC

Revision mats 1-6

Revision flash cards

Knowledge organisers

Revision booklets

'Now try this questions' within the revision guide

Key terminology



Challenge/Extension task:

Using the revision guide, write a list of topics that you a list you feel that you need to further improve and revise .

We can then go through these in the new year

Refer to your revision cards and organise the questions and answers to help you identify the key topics that link to each of the questions within the exam paper

Task/s to complete

During the holidays the focus will be on paper 1, as we have been focusing on this paper since your last round of mocks.

Task 1: Complete all booklets fully on each of the units these will be linked on class charts

Task 2: Create revision mind maps / posters on the key concepts of Paper 1

Task 3: Past exam papers will be available on Class charts for Paper 1. Choose a paper and complete it under timed conditions

What revision material should I use?

- Revision guides provided in class by your class teacher
- Class notes
- BBC Bitesize
- Past exam papers
- Mock exam papers

Deadline for completion and how to submit

Work will be checked in first lesson back after the holidays – week beginning 2nd January 2023

Ensure all work is completed and taken to the lesson as the tasks will help you prepare for your mock exam

Business

Instructions

Task 1: Complete fully all of the revision booklets you have been using in lesson to check knowledge and understanding

Task 2: For those areas that you are still unsure of use the revision guide and your own notes to support you in creating mind maps or a poster to help support your understanding further

Task 3: Choose one past Paper 1 from those uploaded onto Classcharts and complete it under timed conditions. Remember to time yourself so you are completing the paper fully within the 1 and a half hours allocated

Supporting resources/revision:

1. Revision guide handed out by class teachers
2. Past exam papers
3. Exercise books / revision booklets

Challenge/Extension task:

This task will be to create a mind map showing how each of the units in Paper 1 link together fully. Remember making the links between topics can help improve your grades overall.

Task/s to complete

During the holiday make sure your sketchbook and final piece is completed. Use the sketchbook checklist and include all of the tasks needed.

1	A mind map. Illustrate all your thoughts about the starting point				
2	Detailed observation drawings of plants and seeds				
3	Observation drawings using a variety of materials, pen, water colours, mono print				
4	Development of a portrait using robotic elements				
5	Artist research 1				
6	Artist research 2				
7	Develop an idea 1				
8	Develop an idea 2 change something				
9	Final piece completed using your choice of materials				

Deadline for completion and how to submit

Sketchbook and final piece to be completed and handed in on the first lesson back after the holiday.




Photography

During the holiday complete an independent response to the title **Weird & Wonderful**

Create photographer research

Introduction to the Photographer – This might be only one sentence that says who they are and what they do.

Introduction to the Photographer



Analyse their work.

Images – 4 images of the photographers work that show good examples of things you like.

Analyse their work – In your own words describe what the photographer does

Take some photos that are inspired by you research.

For example:

Research photographer RANKIN – make-up portraits

Take some portraits of yourself with weird and wonderful make-up as a response to his work.

ALL COURSEWORK TO BE COMPLETE AND HANDED IN ON THE FIRST LESSON BACK



FOOD & NUTRITION

Instructions

Using the Rough guide booklet given out in lesson. (A copy is also on class charts)

Complete the research section of the topic given out in lesson.

You can write in the booklet or word processed. It needs to be brought in the 1st Food lesson in Jan 2022.

NEA2 Food Preparation and Nutrition in Action (EDQUAS)

This is your rough workbook for NEA2. This booklet and any other notes can be taken into the assessment with you.

Do not lose the booklet - it will become invaluable to you as you will not be allowed to use the internet during live assessment sessions

The folio of evidence should consist of a maximum 15 pages, 30 sides of A4 (or A3 equivalent) and include all photographs, charts and graphs

Recommended time to complete the assessment is 12 hours to include a 3-hour practical session to prepare cook and present the dishes

Individual evidence to be produced, Photographs must be included



DEADLINE:

This booklet needs to be handed in during the 1st lesson back in January 2023.

Paper & Boards

Task/s to complete

You will be revising your knowledge and understanding of Smart, modern and composite materials. You will be given a booklet to complete based on the information in the Technology Student app.

Year 11 Christmas Homework
2022

Design & Technology:
Paper & Boards

Smart, modern and composite
materials

What revision material should I use?

You will need to download the Technology Student app from www.technologystudent.com using the links for modern materials, smart materials and composite materials.

MODERN MATERIALS

TO ANSWER ALL THE QUESTIONS YOU WILL NEED TO DOWNLOAD THE "MODERN MATERIALS" APP, FROM THE INTERACTIVE MOBILE APP SECTION OF www.technologystudent.com

CLICK ON THE
BUTTON
TO DOWNLOAD THE
APP



Once you have downloaded the App, you can use it to navigate the website. You may need to follow the links on each page of the App, to research / complete answers to all the questions.

IF YOU ARE AN EDUCATOR, CONSIDER JOINING US AT FACEBOOK - WORLD ASSOCIATION OF TECHNOLOGY TEACHERS
<https://www.facebook.com/groups/254963448192823/>

SMART MATERIALS

TO ANSWER ALL THE QUESTIONS YOU WILL NEED TO DOWNLOAD THE "SMART MATERIALS" APP, FROM THE INTERACTIVE MOBILE APP SECTION OF www.technologystudent.com

CLICK ON THE
BUTTON
TO DOWNLOAD THE
APP



Once you have downloaded the App, you can use it to navigate the website. You may need to follow the links on each page of the App, to research / complete answers to all the questions.

IF YOU ARE AN EDUCATOR, CONSIDER JOINING US AT FACEBOOK - WORLD ASSOCIATION OF TECHNOLOGY TEACHERS
<https://www.facebook.com/groups/254963448192823/>

COMPOSITE MATERIALS

TO ANSWER ALL THE QUESTIONS YOU WILL NEED TO DOWNLOAD THE "COMPOSITE MATERIALS" APP, FROM THE INTERACTIVE MOBILE APP SECTION OF www.technologystudent.com

CLICK ON THE
BUTTON
TO DOWNLOAD THE
APP



Once you have downloaded the App, you can use it to navigate the website. You may need to follow the links on each page of the App, to research / complete answers to all the questions.

IF YOU ARE AN EDUCATOR, CONSIDER JOINING US AT FACEBOOK - WORLD ASSOCIATION OF TECHNOLOGY TEACHERS
<https://www.facebook.com/groups/254963448192823/>

Deadline for completion and how to submit

You will need to complete the tasks in your booklet and submit this to Mrs Davenport-Adams in your next Technology lesson.

Paper & Boards

Instructions

Complete the tasks explained in your booklet for each of the materials. EXAMPLES:

SMART LEARNING - FOR USE WITH THE MOBILE INTERACTIVE PDF Apps FROM www.technologystudent.com

SHAPE MEMORY ALLOY

TO ANSWER ALL THE QUESTIONS YOU WILL NEED TO DOWNLOAD THE SHAPET MATERIALS APP FROM THE INTERACTIVE MOBILE APP SECTION OF www.technologystudent.com

LINK

Once you have downloaded the App, you can use it to navigate the website. You may need to follow the links on each page of the App, to research / complete answers to all the questions.

ARE YOU READY? USE THE MOBILE App!!

1 WHAT IS SHAPE MEMORY ALLOY?

2 DESCRIBE HOW THIS MATERIAL IS PROGRAMMED TO REMEMBER A SHAPE.

3 PRODUCE A SKETCH REPRESENTING THE PROGRAMMING OF SMA, THAT YOU DESCRIBED IN Q2.

4 WHAT IS MUSCLE WIRE?

5 SKETCH A PRACTICAL APPLICATION OF MUSCLE WIRE (include descriptive labels)

HELPFUL LINK: http://www.technologystudent.com/despro_fish/mats_smart1.html

SMART LEARNING - FOR USE WITH THE MOBILE INTERACTIVE PDF Apps FROM www.technologystudent.com

PLYWOOD

TO ANSWER ALL THE QUESTIONS YOU WILL NEED TO DOWNLOAD THE 'COMPOSITE MATERIALS' APP, FROM THE INTERACTIVE MOBILE APP SECTION OF www.technologystudent.com

LINK

Once you have downloaded the App, you can use it to navigate the website. You may need to follow the links on each page of the App, to research / complete answers to all the questions.

ARE YOU READY? USE THE MOBILE App!!

1 WHY IS PLYWOOD REGARDED AS A COMPOSITE MATERIAL? Support your answer with a sketch in the next box.

YOUR LABELLED DIAGRAM OF PLYWOOD.

2 DESCRIBE HOW AND WHY PLYWOOD WAS USED IN THE FAMOUS EAMES LOUNGE CHAIR (INTRODUCED 1956). Write your answer in the next box.

YOUR WRITTEN ANSWER.

3 LIST OTHER PRACTICAL APPLICATIONS OF PLYWOOD.

HELPFUL LINK: http://www.technologystudent.com/mobapps/COMPOSITES_MOBILE1.pdf

Supporting resources/revision:

Use sketches, notes and bullet points to add key information and facts. Any questions you are unsure of add a star next to them so that we can cover the topic in our lessons/period 6 sessions.

Challenge/Extension task:

Complete the tasks on the app for 'working with paper and boards'

WORKING WITH PAPER AND BOARDS

TO ANSWER ALL THE QUESTIONS YOU WILL NEED TO DOWNLOAD THE "WORKING WITH PAPER AND BOARDS" APP, FROM THE INTERACTIVE MOBILE APP SECTION OF www.technologystudent.com

CLICK ON THE BUTTON TO DOWNLOAD THE APP



Once you have downloaded the App, you can use it to navigate the website. You may need to follow the links on each page of the App, to research / complete answers to all the questions.


IF YOU ARE AN EDUCATOR, CONSIDER JOINING US AT FACEBOOK - WORLD ASSOCIATION OF TECHNOLOGY TEACHERS
<https://www.facebook.com/groups/254963448192823/>

Task/s to complete

- You have been given a PEP guide and feedback on your PEP so far, use the feedback to adapt your study.
- Read through the Guide and complete all sections.
- Complete the training record forms.
- Complete the PAR Q.
- Create the flash card for the terminology and key areas of the evaluation before you complete them. You can then adapt to the word count.

What revision material should I use?

- Your revision guide
- Course notes
- Internet
- Exemplars
- FLOW DIAGRAM - Guidance from the board (Pearson)
- Use the reminders on the next page to help you.
- Once complete use the revision guide here, for Unit 1, to review Paper 1 components.

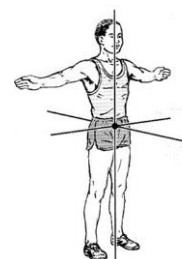


Deadline for completion and how to submit



You must complete all elements of the PEP for the 13th January. This gives you a week in school to print it off.

NO SECTION IS TO BE LEFT BLANK!





Instructions for Aim and start of study:

Aim and planning analysis: Introduce the physical activity/sport that you are currently undertaking. Be specific about what events you are participating in and your personal best or if relevant, the position you are playing and how often you train and participate in competition for your sport. State your **skill** strengths and weaknesses within an aspect of your physical activity/sport. You must concentrate on one area of your performance in the study that could be improved and must have data to support this. Make this a short statement.

Structure at the start is crucial – Notational data:

Collect performance data first, then identify the Fitness components that underpin that skill. Use this data to draw up a pre-PEP performance data table, to score your performance. You should run a battery of fitness tests to cover a range of components of fitness that are relevant and appropriate to your sporting performance weakness. Ensure that you link these to the one area of your performance you are aiming to improve.

Justifying the aim:

Select and justify a component of fitness that you want to improve following the results of the initial fitness test. This is where you should state your aim(s) to improve/optimize your sporting performance. This should include one aim to improve a component of fitness and one aim to improve your sporting performance - both aims must be SMART. Remember, when conducting future tests, only the relevant fitness tests should be performed/tested. Following this you will justify the method to achieve your aim. How you applied the principles of training and refer to your training record forms.

Task/s to complete

Homework Task Sheet

1. Component 1 Tasks
2. Component 2 Tasks
3. Complete a minimum of 3 tasks for each component.

Instructions

1. This is split into two sections.
2. Component 1 focuses on tasks based mainly on The Archers and Fortnite as these were the weakest areas on the mock.
3. Component 2 focuses on Bad Blood, Luther, The Sweeney and Waterfalls ready for the next mock.
4. There are a mixture of tasks for you to choose from, knowledge organisers, revision cards etc. for you to create.
5. Make sure that you complete a minimum of THREE tasks per section – this MUST be of a high standard and quality.

What revision material should I use?

You should use the following to revise:

1. The set texts – found on the Eduqas resources website
2. Use of the fact sheets for each text
3. Use YouTube: Mrs Fisher and The Media Insider
4. Your exercise book and folder.

Deadline for completion and how to submit

***Deadline – Thursday 5th January
You can submit your work on paper to your teacher or via classcharts as a photo/ word document.***

MRS FISHER'S
**MEDIA STUDIES
REVISION CHANNEL**



Want a Challenge?

Write a response for the following questions:

1. Explain how ownership structures affect production of The Archers [8]
2. Explain why audiences play Fortnite. Refer to Uses and Gratifications Theory in your response. [12]